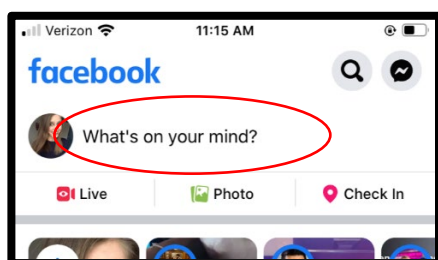
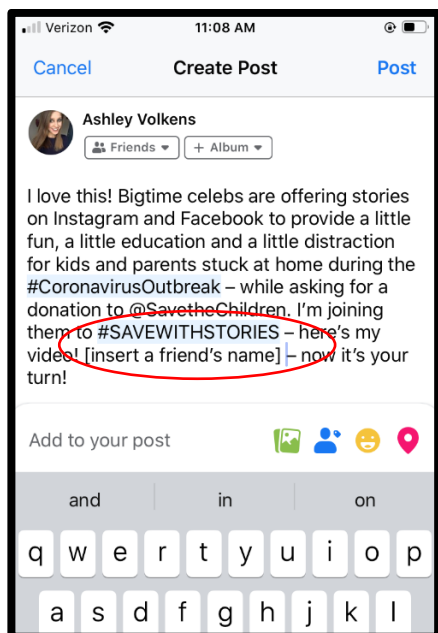


How to Post a Video to FaceBook




1) OPEN FACEBOOK Once you have recorded your video on your phone, open your Facebook app.

2) CLICK on the words "What's on your mind" at the top of your screen.



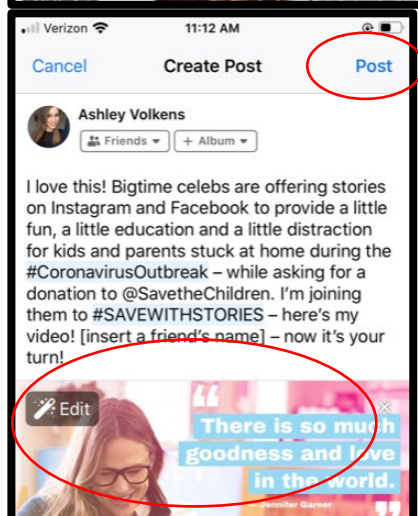
3) TYPE YOUR POST You will now be able to type your post. On the next page of this document, we've included a few sample posts that you can copy and paste into this area if you choose. Whether you're copying and pasting the post we provided or writing your own post from scratch there are a few things we are asking you to include.

- **#SaveWithStories and #TogetherWeRead** - add the pound sign (#) before the words "savewithstories" and "TogetherWeRead" (no spaces). If the words become highlighted in blue - you've done it correctly!
- **Adding #'s enables us to group our work together and links together our stories, organizations and related work. There is no limit to the number of #'s you can include.**
- **Tag @Save with Stories and @Save the Children** – type the "@" symbol first and then start typing the words "Save with Stories". Click on the page that populates below. This too should become highlighted in blue.
- **Tag your Facebook friends** - We also encourage you to tag your friends. Just like tagged save the children earlier, type the "@" symbol and then start typing your friends name.



4) ADD YOUR VIDEO - Click green icon below your post. When you hover the green icon it will read "Photo/Video"

Your camera roll will then open. Click on the video you want to add and then click done in the upper right hand corner.



5) POST - You should now see the video populate under your text you created earlier. After reading your post one more time to make sure it reads the way you want - click post in the upper right hand corner of your screen.

SAMPLE SOCIAL POST

Millions of kids are out of school and at home because of the Coronavirus outbreak. That means no school meals, no books, no classroom time. They need our help. Join **@SavetheChildren** to **#SAVEWITHSTORIES** – your videos and sharing will help schools, families and communities during this time. **#TOGETHERWEREAD**