

ZONE 33 FOUNDATION NEWSLETTER

DOING GOOD IN THE WORLD

January-March 2015

Zone 33 TRF Team

RRFC J Ronald Ferrill

All Districts including
 7570, 7600, 7610

ARRFC Charles Allen

Districts 7530, 7550,
 7690, 7710

ARRFC Nancy Barbee

Districts 7620, 7630,
 7720, 7730

ARRFC Kay O. Davis

Districts 7670, 7680,
 7750, 7770

EPNC Rocky Jacobs

All Districts

Alumni Advisor


James Efland

All Districts

Word from Ron:

We are well into our Rotary year; so it's time that we see how we are utilizing and supporting our Rotary Foundation – our charity of choice. When we talk of our Rotary Foundation, our words seem to gravitate to contributions as the measure of how we benefit and support, but it's much more than writing a check or authorizing a monthly deduction/electronic transfer by Rotary Direct.

Some of the best thoughts I have read come from a Uganda Rotarian Tusu Tsubira (see "Learning to Love the Rotary Foundation" article in the Zone 33/34 Newsletter). He speaks of TRF "not being the staff in Evanston, not the rules/regulations/policies, not the Trustees, but instead being the dedicated Rotarians around the world, pouring themselves into service to help those in need". "A person who feels other people's needs always has a coin to spare, not once but always". He summarizes "TRF is a thing of the heart, a crystallization of how we feel for other people and reach out to those in need. TRF is about developing and implementing effective service projects on the one hand, and supporting our Foundation through our donations on the other hand. ... Feel TRF first through service; feel the people and communities we work with as individuals, feel them as a part of you, as a part of your family - then giving becomes inevitable". The Rotary Foundation is, indeed, our Foundation – our charity of choice





As we go along, don't forget End Polio Now It remains our #1 humanitarian project – our #1 priority. We must finish the job. We, as Rotarians and clubs must organize creative End Polio Now awareness and fund-raising events, involving community leaders and citizens, as we continue to tell our story.



Polio eradication is not just a Rotary focus but also a world imperative.

World's Greatest Meal – a simple, surefire way to raise awareness and funding. Have you organized your event yet? District 7720 just reported a WGM event, raising \$22,199.79. Wow!





ZONE 33 FOUNDATION NEWSLETTER

DOING GOOD IN THE WORLD

ZONE 33 INVOLVEMENT & SUPPORT TO THE ROTARY FOUNDATION

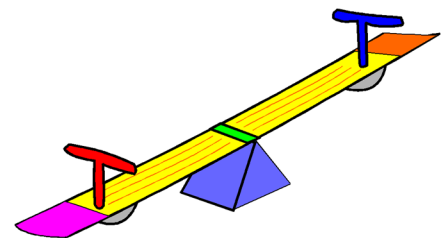
➔ How are we doing so far? There are a bunch of numbers, but we need to know where we stand


GRANTS

ZONE 33 DISTRICTS GRANTS 2/13/2015

Grant ID	Host Dist	Prog Year	Approv Date	Total Funding
	7530			
	7550			
DG1521879	7570	2015	24-Jul-2014	\$81,042
DG1523265	7600	2015	23-Jul-2014	\$124,537
DG1526258	7610	2015	14-Oct-2014	\$95,000
DG1515626	7620	2015	17-Jun-2014	\$67,875
DG1522943	7630	2015	11-Aug-2014	\$53,661
DG1517854	7670	2015	02-Oct-2014	\$60,997
DG1525526	7680	2015	08-Oct-2014	\$93,362
DG1514678	7690	2015	16-Sep-2014	\$93,140
DG1516162	7710	2015	28-Jul-2014	\$66,502
DG1518077	7720	2015	16-Jul-2014	\$44,383
DG1526331	7730	2015	05-Dec-2014	\$48,453
DG1516033	7750	2015	26-Aug-2014	\$76,220
DG1515480	7770	2015	10-Jul-2014	\$163,421
	Total			\$1,068,593

➔ 13 Districts are active with approved District Grants, enabling clubs to address needs in their communities





ZONE 33 FOUNDATION NEWSLETTER


DOING GOOD IN THE WORLD

ZONE 33

GLOBAL GRANTS

2/13/2015

Grant ID	Sta-tus	Host Sponsor			Intl Sponsor		Grant Budget	World Fund	Dist	# Grants
		Club Name	Dist	Zone	Club Name	Dist				
GG1422771	Appr	Indore Malvika	3040	4	Buckhannon	7530	\$77,185	\$32,395	7530	1
						7550			7550	0
GG1413136	Appr	Ngong Hills	9212	20	Johnson City	7570	\$67,758	\$30,479	7570	10
GG1420963	Appr	Brahmanbaria Titas	3282	6	Clarke County	7570	\$37,750	\$17,250	7600	1
GG1421294	Appr	Techiman	9102	20	Rocky Mount	7570	\$122,057	\$54,019	7610	1
GG1422307	Appr	Tamale	9102	20	Rocky Mount	7570	\$111,224	\$49,808	7620	3
GG1422586	Subm	Moshi	9211	20	Smith Mountain Lake	7570	\$48,950	\$21,000	7630	3
GG1422656	Appr	Sunyani Central	9102	20		7570	\$94,501	\$42,334	7670	6
GG1523741	Appr	Bogotá-Laureles	4281	21	Johnson City	7570	\$56,435	\$22,812	7680	2
GG1523857	Appr	Tamale	9102	20		7570	\$48,100	\$22,800	7690	1
GG1526257	Appr	Limbe	9210	20		7570	\$88,000	\$37,700	7710	3
GG1526364	Appr	Roggebaai	9350	20		7570	\$30,000	\$0	7720	1
GG1417756	Appr	Kigali-Gasabo	9150	20	Newport News	7600	\$109,650	\$52,550	7730	2
GG1423334	Appr		7610	33		3650	\$30,000	\$0	7750	2
GG1414094	Appr	Tamale	9102	20	Frederick	7620	\$70,560	\$27,520	7770	5
GG1524146	Appr	Bicester	1090	18	College Park	7620	\$30,000	\$15,000		
GG1422102	Appr	Capitol Hill Washington DC	7620	33	Tokyo-Akasaka	2750	\$30,000	\$15,000		
GG1412481	Appr	Edinburgh	1020	17	Christiana	7630	\$40,000	\$20,000		
GG1524936	Appr	Tamale	9102	20	Brandywine-Naamans	7630	\$73,361	\$33,980		
GG1418945	Appr	Wilmington	7630	33			\$90,000	\$45,000		
GG1412700	Appr	Naivasha	9212	20		7670	\$145,534	\$48,419		
GG1416046	Appr	Ibarra	4400	23	Asheville-Metro	7670	\$35,000	\$15,000		
GG1418274	Appr	Jaipur Central	3052	4	Marion	7670	\$47,520	\$20,880		
GG1418615	Appr		1470	16		7670	\$30,000	\$15,000		
GG1422388	Appr	Makati West	3830	7	Pisgah Forest	7670	\$126,500	\$49,500		
GG1423006	Appr		1620	18		7670	\$30,000	\$15,000		
GG1422164	Appr	Montrouis	7020	34	Charlotte	7680	\$80,300	\$40,100		
GG1526577	Appr	Bayonnais, Gonaives	7020	34	Ballantyne	7680	\$35,041	\$15,017		
GG1419340	Appr	Baabda	2452	20	Kernersville	7690	\$43,550	\$17,650		
GG1419442	Appr	Rajkot	3060	4	Cary-Kildaire	7710	\$35,669	\$15,223		
									41	



ZONE 33 FOUNDATION NEWSLETTER


DOING GOOD IN THE WORLD

GG1422810	Appr	Santiago Monumental	4060	21	Cary MacGregor	7710	\$30,100	\$15,000
GG1419075	Appr		7710	33		4510	\$31,050	\$15,525
GG1422542	Appr	Currituck Wild Goose	7720	33	São Paulo-Norte	4430	\$40,000	\$19,000
GG1420177	Appr	Calcutta-Mahanagar	3291	6	Maysville	7730	\$80,000	\$40,000
GG1422421	Appr	Suva East	9920	7		7730	\$30,000	\$15,000
GG1418398	Subm	Siramá San Miguel	4240	21	Pickens	7750	\$30,750	\$15,250
GG1524087	Appr		1660	11		7750	\$30,000	\$15,000
GG1420907	Appr	Hatfield	1260	18		7770	\$55,406	\$27,703
GG1422237	Appr	Sullana-Del Chira	4465	23	Charleston	7770	\$55,048	\$23,528
GG1423216	Appr		9102	20		7770	\$35,924	\$17,962
GG1423260	Appr		1030	17		7770	\$52,127	\$26,063
GG1523623	Appr	Iquitos	4465	23	Myrtle Beach-Chicora	7770	\$35,363	\$15,155
41 Grants							\$2,293,228	\$1,004,227

GRANTS GOAL: Increase District/Club involvement in Grants

- Each District have at least 1 Global Grant >> 14 Districts have at least 1
- Increase Global Grants total in Zone 20% >> 41 to date vs. 48 last year





ZONE 33 FOUNDATION NEWSLETTER

DOING GOOD IN THE WORLD


CONTRIBUTIONS

Annual Fund Giving – Continuing Support

1/31/15

District	Mbs Current FY	Mbs Last FY	# of Clubs	Annual Fund YTD	Annual Fund LYTD	YTD % Change	AF Per Capita YTD	AF Per Capita LYTD	AF Per Capita LFY	EREY %	Sustain Mbr %	PHS	Non-Give Clbs	Total Giving YTD
7530	1,106	1,182	31	\$37,871.50	\$38,615.75	-1.9%	\$34.24	\$32.67	\$79.83	25.0%	14.9%	11	8	\$43,959.18
7550	1,159	1,203	27	\$33,215.43	\$29,518.71	12.5%	\$28.66	\$24.54	\$64.30	20.6%	11.0%	12	9	\$51,810.87
7570	3,441	3,530	81	\$232,884.44	\$237,977.86	-2.1%	\$67.68	\$67.42	\$131.75	60.1%	23.5%	83	10	\$408,173.98
7600	2,818	2,812	64	\$238,604.23	\$206,343.73	15.6%	\$84.67	\$73.38	\$201.72	44.0%	21.9%	116	2	\$304,844.87
7610	2,178	2,200	55	\$253,443.31	\$349,827.71	-27.6%	\$116.37	\$159.01	\$271.54	51.9%	25.2%	227	6	\$293,750.13
7620	2,311	2,291	62	\$169,573.87	\$146,001.89	16.1%	\$73.38	\$63.73	\$143.25	30.7%	22.0%	84	18	\$263,229.87
7630	1,522	1,564	40	\$101,200.81	\$100,508.59	0.7%	\$66.49	\$64.26	\$128.94	48.0%	25.4%	49	4	\$169,470.65
7670	2,281	2,352	50	\$144,108.08	\$145,760.41	-1.1%	\$63.18	\$61.97	\$114.56	55.2%	20.3%	51	7	\$187,622.51
7680	2,791	2,845	59	\$229,451.35	\$198,261.05	15.7%	\$82.21	\$69.69	\$144.56	58.3%	27.0%	130	3	\$373,668.17
7690	2,583	2,647	49	\$147,578.40	\$134,665.35	9.6%	\$57.13	\$50.87	\$154.63	32.4%	15.5%	95	13	\$336,297.35
7710	1,797	1,804	46	\$185,215.25	\$176,851.71	4.7%	\$103.07	\$98.03	\$230.96	46.0%	14.9%	75	4	\$261,226.36
7720	1,554	1,560	41	\$105,186.55	\$85,759.39	22.7%	\$67.69	\$54.97	\$127.29	56.8%	15.4%	20	0	\$133,942.19
7730	1,874	1,895	49	\$109,377.63	\$85,624.15	27.7%	\$58.37	\$45.18	\$113.70	79.6%	10.8%	67	0	\$127,456.95
7750	2,634	2,621	53	\$175,285.95	\$195,248.46	-10.2%	\$66.55	\$74.49	\$129.88	48.6%	21.7%	39	9	\$218,565.27
7770	3,988	3,979	79	\$416,824.83	\$408,186.34	2.1%	\$104.52	\$102.59	\$216.15	80.2%	25.8%	264	0	\$484,950.33
	34,037	34,485	786	\$2,579,821.63	\$2,539,151.10	1.6%	\$75.79	\$73.63	\$158.11	52.3%	20.8%	1323	93	\$3,658,968.68





ZONE 33 FOUNDATION NEWSLETTER

DOING GOOD IN THE WORLD

Major Giving – Securing the Future

New Major Donors

District	Level 1	Level 2	Level 3	Level 4	AKS	AKS+	
7530	2						
7550	3						
7570	4	3	1	1			
7600	9	2	3				
7610	6	2					
7620	10	1	3				
7630	2	1					
7670	6	1					
7680	7	3	1	1			
7690	3	3	1		1	1	
7710	12	3					
7720	1		1				
7730	4		1				
7750	4	1					
Total	73	20	11	2	1	1	= 108

Major Gifts

7530	1 bequest
7550	2 bequest & 1 LIA
7570	3 bequests, 2 LIA, & 1 outright gift
7600	4 bequests, 2 LIA, & 2 outright gifts
7610	2 bequests & 1 outright gift
7620	3 bequests
7670	1 bequest
7680	3 bequests & 2 outright gifts
7690	9 bequests & 2 outright gifts
7710	2 bequests, 1 realized estate gift, & 6 outright gifts
7720	1 bequest
7750	10 bequests, 1 LIA, & 1 outright gift
7770	3 bequests & 1 realized estate gift

**BUILDING ON
OUR LEGACY**

LIA – Life Income Agreement, such as Charitable Gift Annuity or Charitable Remainder Trust

Grand Total = \$3,167,032

ZONE 33 FOUNDATION NEWSLETTER


DOING GOOD IN THE WORLD

CONTRIBUTIONS GOAL: Increase giving to The Foundation – all categories

- Increase Annual Fund giving +10% >> +1.6% vs. same time last year
- 3 new Major Donors per District (45 total) >> +73 Level 1 to date
- Increase Paul Harris Society membership +10% >> 1323 members so far
- 100% of clubs contribute to TRF (7th consecutive year) >> 88.2% to date (93 non-giving clubs)
- 87% Rotarians in Zone are EREY >> 52.3% to date
- 60% Rotarians in Zone are Sustainers >> 20.8% to date
- Increase use of Rotary Direct – at least 800 (average +10 per District) >> 418 so far

Rotarians in our Zone are understanding Rotarian Tusu's words "A person who feels other people's needs always has a coin to spare, not once but always....Feel TRF first through service; feel the people and communities we work with as individuals, feel them as a part of you, as a part of your family then giving becomes inevitable"





ZONE 33 FOUNDATION NEWSLETTER

DOING GOOD IN THE WORLD

END POLIO NOW

Zone 33 PolioPlus District Report

2/12/15

District	District and Club			Total	
	20% DDF	DDF Transferred	Contributions	DDF/Cash	Cash/Club
7530	\$8,946	\$0	\$6,088	\$6,088	\$196
7550	\$7,817	\$0	\$13,015	\$13,015	\$482
7570**	\$44,989	\$44,989	\$76,969	\$121,958	\$950
7600	\$49,421	\$10,000	\$34,361	\$44,361	\$537
7610	\$47,516	\$0	\$33,574	\$33,874	\$610
7620	\$26,711	\$10,000	\$49,269	\$59,269	\$795
7630**	\$21,948	\$21,948	\$50,880	\$72,828	\$1,272
7670**	\$24,132	\$25,000	\$18,575	\$43,575	\$364
7680	\$36,847	\$5,000	\$53,737	\$58,737	\$911
7690	\$36,443	\$20,000	\$88,219	\$108,219	\$1,800
7710	\$26,252	\$2,000	\$35,221	\$37,221	\$766
7720**	\$17,665	\$17,675	\$24,297	\$41,972	\$593
7730	\$19,249	\$8,121	\$18,618	\$26,739	\$370
7750**	\$30,744	\$30,744	\$38,277	\$69,021	\$722
7770**	\$80,517	\$80,517	\$39,779	\$120,296	\$504
Totals	\$479,117	\$278,994	\$581,179	\$860,173	\$739

** transferred at least 20% DDF

END POLIO NOW GOAL – Increase Polio Eradication Giving

- Contribution from every club >> still got a ways to go
- All Districts transfer at least 20% DDF >> 6 Districts at least 20%, 13 Districts transferred DDF
- District cash contributions at least \$1,000 per club average >> \$739/club average
- DDF and cash total at least \$1.2 million >> \$860,173 so far (72%)

