



Rotary
District 6960



DACdb
A MEMBER MINDER PRO COMPANY

Rotary  | **My Rotary**


By: Belinda
Rodebaugh

RotaryBelinda
@gmail.com

List of Contents

- **DACdb Accounts & Login.....3**
- **My Data = Profiles.....5**
 - **Updating.....6**
 - **Makeup.....7**
- **My Club Admin Functions.....8**
 - **Club Positions.....9**
 - **RI Compare.....12**
- **Membership Success Center.....13**
- **Committees.....17**
- **Find A Member.....20**
- **Pmail.....21**
 - **Schedule Delivery.....22**
 - **Tracking.....23**
- **Ptext.....24**
- **Files.....25**
- **Reports.....26**
- **Calendar.....27**
- **District Leadership.....41**
- **Support / Learning.....42**

- **My Rotary.org & Login.....43**
- **My Rotary.....45**
- **Rotary Club Central.....46**
- **Entering Goals.....47**
- **Entering Service Activities.....50**
- **Participate.....52**
- **Events & Connections.....53**
- **Knowledge & Resources.....54**
- **Learning Center.....55**
- **Who We Are.....56**
- **Brand Center.....57**
- **Club Brochure Video.....58**



Don't miss these stories below.


TIP: When loggin, forgotten password click on forgot/reset password and follow the steps.

DYK About iMembersDB

DACdb supports more than

Rotary!

DACdb is not just for Rotary! Yes, if you are part of another membership organization and wishing that you could have the functionality of DACdb in that organization, the good news is that YES YOU CAN. DACdb has a sister product called iMembersDB that is almost everything of DACdb without the Rotary specific adaptations. Pretty cool, isn't it? [Read more...](#)



LOGIN

Remember Me: DO NOT check this on public systems (e.g., libraries, internet cafes)

Forgot/Reset Password?

Forgot Username?

ezLink

DASHBOARD NAVIGATION

Zone

✔ Zone Statistics

District

🏠 District Home Page

📊 District Dashboard

✔ District Statistics

Club

🏠 Club Home Page

📊 Club Dashboard

✔ Club Statistics

DACdb Updates

✉ DACdb Messages

▶ New Interface Video

Setup

⚙ Setup

My CLUB Shortcuts



District and Club Home Page

stories as of: 08/14/23



District Headlines

New 6960 DG Nominee Designate December 11, 2023



Congratulations Dennis Wallace!

Check Out What's Happening in D6960 this December! December 1, 2023



December brings on a season of celebration. For many, it is a religious tradition known as 'Christmas,' and for others, a community holiday experience. Gifts are given, songs are sung, and candles shine light throughout the world. As of this writing, there are eleven cases of polio wild virus type 1 confirmed in 2023. In this holiday season of giving please consider a gift to The Rotary Foundation's PolioPlus Fund. Let your light shine this holiday season and together we **Create Hope in the World.**

E

Home Find My DATA My CLUB DISTRICT Support / Learning Admin Setup Rotary District 6960 - Siesta Key Rodebaugh, Belinda

MEMBER NAVIGATION

- Enter Makeup
- Finance Center
- Club Members
- My Engagement/Attendance
- My Finance Statement
- My Rotary
- How to Adjust Profile
- How to Set Required Fields
- How to Set Privacy Settings

My CLUB Shortcuts

DISTRICT Shortcuts

Member Profile: Belinda Rodebaugh (ID: 800784327)

Rotary District: 6960


Your profile data has been saved

Learn how to adjust the settings on this page by reviewing the help topic in the left navigation titled How To Adjust Profile.


About

Gender:	Female
Partner/Spouse:	Ray Rodebaugh
Marital Status:	
Birth Date:	August 18
Club Start Date:	06/21/19
RI Join Date:	03/20/13
Previous Years:	6
Bio / Description:	Club Experience: *President *Vice-President *Foundation Chair *Membership Chair *Editor *Director *Designed & Chaired New Mem ...

Belinda



Ray



Member Type: Active

Siesta Key



Home

Find

My DATA

My CLUB

DISTRICT

Support / Learning

Admin

Setup

Rotary District 6960 - Siesta Key



Rodebaugh, Belinda

MEMBER NAVIGATION

Enter Makeup

Finance Center

Club Members

My Engagement/Attendance

My Finance Statement

My Rotary

How to Adjust Profile

How to Set Required Fields

How to Set Privacy Settings

My CLUB Shortcuts



DISTRICT Shortcuts



Member Admin: **Belinda Rodebaugh** (ID: 800784327)
Rotary District: 6960



EN

Terminate Member

Cancel

User Accounts

Save

- Member
- Photo
- Contact
- Zone
- Club
- Student Club
- Host Family
- Login
- Business
- Partner/Spouse
- Bio
- DR
- Alumni
- UDF
- Log
- PData
- RLI
- CLI
- Waivers

Member Information

REQ PRV

Account/District:*	6960		
Club:*	Siesta Key	▼	
Deleted: ⓘ	No	▼	
Rotary ID:	8628457		<input type="checkbox"/> <input type="checkbox"/>
Member Type:*	Active	▼	
Prefix:	Mrs.	▼	<input type="checkbox"/> <input type="checkbox"/>
First Name:*	Belinda		
Middle Name:			<input type="checkbox"/> <input type="checkbox"/>
Last Name:*	Rodebaugh		
Suffix:			<input type="checkbox"/> <input type="checkbox"/>
Gender:	Female	▼	<input type="checkbox"/> <input type="checkbox"/>

Other Information

REQ PRV

Club Start Date:* ⓘ	06/21/2019		<input checked="" type="checkbox"/> <input type="checkbox"/>
Birth Date: ⓘ	18	AUG	<input type="checkbox"/> <input type="checkbox"/>
	DAY	MONTH	YEAR
Birth Place: ⓘ			<input type="checkbox"/> <input type="checkbox"/>
Sponsor Name (1):	William A. Segraves		<input type="checkbox"/> <input type="checkbox"/>
Sponsor Name (2):			<input type="checkbox"/> <input type="checkbox"/>
Sponsor Count: ⓘ	2		<input type="checkbox"/> <input type="checkbox"/>
Expertise:			<input type="checkbox"/> <input type="checkbox"/>
Languages Spoken:	English		<input type="checkbox"/> <input type="checkbox"/>
T-shirt Size:	{Select}	▼	<input type="checkbox"/> <input type="checkbox"/>



ENGAGEMENT NAVIGATION

Engagement Summary

Club Meetings

Manage Meetings

Edit Monthly Attendance

View District Attendance

Submit Attendance

Excused Attendance

Makeups

Enter Makeup

Enter **Banked** Makeup

Manage Banked Makeups

Match Banked MakeUps

Service Projects

Manage Projects

Enter Project Activity

Reports

Reports

Bar Codes



Club Meeting Makeup Entry: Siesta Key

Enter a Makeup below. Select the club meeting closest to your makeup date.

Approved: YES

Club Make-up:

* Date of Makeup: MakeUp Date - is required

* Select Member:
(All Members: ON | OFF)

* Club Meeting: Select Club Meeting

* Makeup Venue/Note:
Club, Committee Meeting, Event or Project where makeup was made

Meal Code: Selection applies to this banked makeup entry

*Make-up Hours:
Enter Makeup Hhours (Default 1, typically 1)

Other Members present:
- or - comments
(optional)

Submit

Admin Functions

MY CLUB NAVIGATION

- My Club Members
- Member Cards
- Member DIRectory
- Club Leadership History
- New Member Form
- Admin Functions
 - Admin Functions
 - Member Listing
 - Edit Club
 - Edit Club Positions
 - Add New Member
 - Member Transfer
 - List ALL Clubs
- Club Setup
- Help Functions

SIESTA KEY CLUB FUNCTIONS (#90196)

Search for...

Select a function. **Reposition** ICONs by dragging and dropping. **Remove/Add** ICONs using Configuration.
✔ = The top 6 functions will **appear on the CLUB Shortcuts menu** in the same order arranged here.



Find Member



Members



PMail



PText



Calendar



Club Finance



Engagement
(w/ Attendance)



Manage your ezStories here



RI Club
Compare



Club Committees



Membership Success
Center



Verify



Club ezStory



CRM



Speakers

Club Positions

Rotary District 6960 - Siesta Key Rodebaugh, Belinda

Home Find My DATA My CLUB DISTRICT Support / Learning Admin Setup

MY CLUB NAVIGATION

- My Club Members
- Member Cards
- Club Information
- My Club Committees
- Club Leadership History
- Club Statistics
- Club Member Map
- Club Badge Numbers
- RI Integration
- Admin Functions**
 - Member Listing
 - NewMember Form
 - Edit Club
 - Edit Club Positions**
 - Add New Member
 - Member Transfer
 - List ALL Clubs







Siesta Key Club Members (Club #90196)

search for. [W] [X] [EN]

Submit Attendance Edit PHF/SM Bulk Email Edit Club + Add New Member + Quick Add













All Club members are listed under one of the three tabs below based on their MemberTypes or Terminated status. Whether or not Club Leaders display on this page can be adjusted by going to 'Setup' in the left navigation and configuring 'Configure Club Officer' settings on the 'Options' tab.

2023-24 Officers

 Kyna Smith <i>President, President-Elect</i>	 Belinda Rodebaugh <i>Membership Chair, Past President, Club Foundation Chair, Vice President</i>	 Wesley J Baker <i>Secretary, iPast President</i>	 Nevenka Kovcic <i>Treasurer</i>	 Dawn Marie Bear <i>Public Relations Chair</i>
 Sue McConnell				

TIP: Click on Admin Functions to edit Positions under the Blue Club Navigation Bar. Then click on Edit Club Positions to continue editing.

MyClubNavigation

-  [My Club Members](#) <
-  [Member Cards](#)
-  [Club Information](#)
-  [My Club Committees](#)
-  [Club Leadership History](#)
-  [Club Statistics](#)
-  [Club Member Map](#)
-  [Club Badge Numbers](#)
-  [RI Integration](#) <
-  [Admin Functions](#) <
-  [Setup](#)
-  [Help Functions](#) <

My CLUB Shortcuts



DISTRICT Shortcuts




Club Admin: Siesta Key (Club #90196) id=90196

Update the Club information below. Club officers can be updated under the position tab.

- [Information](#)
- [Address](#)
- [Meeting Info](#)
- [Links](#)
- [Positions](#)
- [Security](#)
- [PData](#)
- [Ignite](#)
- [Notes](#)

Club Positions

This is a list of Club members and their position(s) in this Club. Members get added to this list by being a member of the Club (there is no add link here). Member positions within the Club can be edited from this screen, just click on the PENCIL  icon.

Only Active and Staff Position members can hold office. Others (e.g., Honorary) are not on the list below.

Listing Options:

Show: Only members with Club positions?





Org Year: Show positions for this OrgYear

Listing Reports: (Pop-Up blockers must be disabled)

- Leadership History: [Click Here](#)
- Position Summary: [Click Here](#)

TIP: Be certain to use the correct Org Year!

16 members

Edit	Club Member	MemberType	S-Lvl	2023-24 Positions
- B -				
		Young Professionals	4	Secretary,iPast President (S,IPP)
		Active	3	Public Relations Chair (PIC)
		Active	1	Past President (PP)
- C -				
		Active	4	Treasurer (T)

Club Position Admin: Siesta Key

Manage your Club position here. Click **[Edit]** to change or add new roles to position(s) that are already defined for a given time period. Click **[Add]** to add a new position in a different time period (in most situations this would be in a new OrgYear period).

Baker, Wesley J

ID=800938096

[Close](#) [Clone Last Position](#) [Delete](#) [Edit](#) [Add](#)

Active	Start Date	End Date	Club Position Name	Leader	S-Lvl	Sort	Updated
	Jul 1, 2024	Jun 30, 2025	Past President		1	32	Rodebaugh, Belinda 11/02/21
✓	Jul 1, 2023	Jun 30, 2024	Secretary iPast President	✓	4	3	Rodebaugh, Belinda 05/04/23
	Jul 1, 2022	Jun 30, 2023	President Secretary-Elect	✓	4	1	Rodebaugh, Belinda 05/04/23
	Oct 18, 2021	Jun 30, 2022	President-Elect	✓	4	2	Rodebaugh, Belinda 11/02/21

Active position -- Current member position in use

- TIP: Use only drop-down menus on this page! Do not type in boxes – the system will not recognize the information! Click on the Red Update Button prior to leaving the page once you have closed the changes!



CLUB

- Member Compare
- Club Officer Compare
- Club Info Compare

DISTRICT (Lvl 6+)

- District Member Compare
- District Club Officer Compare

RI NAVIGATION

- RI Transaction Log

My CLUB Shortcuts



DISTRICT Shortcuts



TIP: After updates, click on RI Integration to upload changes to Rotary International.

Siesta Key: Member Compare id=90196



The member information is summarized below. Click on the Compare link to review the member detail. Rotary IDs are automatically updated in DACdb now. Field names listed in **Red** in the column **!=** means the fields shown do not match. Click on the Compare link on the left to drill down into the fields and specific values that do not match. Members listed at the top in DACdb's side were not found in RI ***OR*** the MemberID is incorrect.

Updates that you make here should be immediately effective. Members terminations today, do not take effect until the end of the day at Rotary.

Members in Rotary							Members in DACdb				
#	Action	Member Name	Rotary ID	Birth Date	MemberType	!=	Member Name	Rotary ID	Birth Date	MemberType	Comm
1	Compare		2547855	27-Jan-89	Active			2547855	1989-01-27	Young Professionals	2021-C
2	Compare		10574451	04-Jul-70	Active			10574451	1970-07-04	Active	2019-C
3	Compare		10574442	25-Oct-85	Active			10574442	1985-10-25	Active	2019-C
4	Compare		10573849	01-Apr-86	Active			10573849	1986-04-01	Active	2019-C
5	Compare		10620541	24-Aug-43	Active	Office Address		10620541	1943-08-24	Active	2019-C
6	Compare		10574421	20-Jun-66	Active			10574421	1966-06-20	Active	2019-C
7	Compare		10574426	05-Oct-70	Active			10574426	1970-10-05	Active	2019-C
8	Compare		10573853	31-Aug-70	Active			10573853	1970-08-31	Active	2019-C
9	Compare		5122761	17-Aug-54	Active	Home EMail FaxNumber		5122761	1954-08-17	Active	2023-1
10	Compare		10574433	17-Mar-83	Active		[Compare]	10574433	1983-03-17	Young Professionals	2021-C

Membership Success Center

MY CLUB NAVIGATION

- My Club Members
- Member Cards
- Member DIRectory
- Club Leadership History
- New Member Form
- Admin Functions
- Admin Functions
- Club Setup
- Help Functions

SIESTA KEY CLUB FUNCTIONS (#90196)

Search for... [Search] [Print] [Settings] [EN]

Select a function. **Reposition** ICONS by dragging and dropping. **Remove/Add** ICONS using Configuration.
 [Checkmark] = The top 6 functions will **appear on the CLUB Shortcuts menu** in the same order arranged here.



Find Member



Members



PMail



PText



Calendar



Club Finance



Engagement
Verify your Club
(once)
members here



Club FILES



RI Club
Compare



Club Committees



Membership Success
Center



Verify



Club ezStory



CRM



Speakers

My CLUB shortcuts

-
-
-
-

DISTRICT shortcuts

-
-
-
-



MAP Database

Membership Action Plan

When you click on the [Continue to MAP] button below, you will be taken to the MAP Membership Success Center. Please note that the Membership Success Center is not a component of the DACdb system. **Therefore, for support of or help with the MAP Membership Success Center, email: MAPSupport@RIZones33-34.org.**

Thank you!

[Continue to MAP](#)



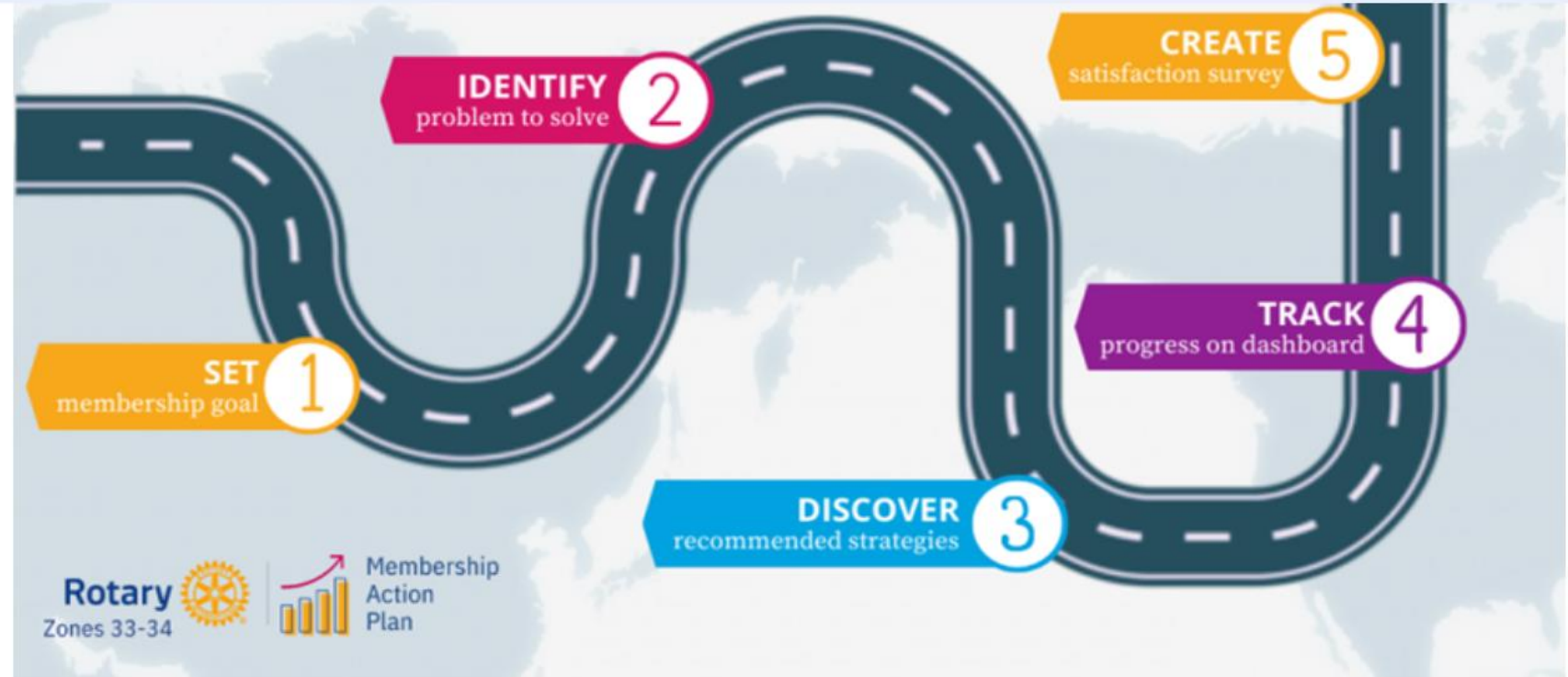


Your Club:
Siesta Key

District:
D-6960 - USA--(Florida)

Zone 34 - The Caribbean (...)

- Home
- Progress Dashboard
- Membership Goal
- Reports
 - YTD Goal Progress
 - Upcoming Year Goals by Club
 - Attrition/Attraction
 - Membership Growth Index
- Surveys





Your Club:

Siesta Key

District:

D-6960 - USA--(Florida)

Zone 34 - The Caribbean (...)

Home

Progress Dashboard

Membership Goal

Reports

YTD Goal Progress

Upcoming Year Goals by Club

Attrition/Attraction

Membership Growth Index

Membership Goals

[Goal Setting Considerations](#)

2023-2024

Download Worksheet

download_all_worksheet_label

Starting Membership

Avg. Attraction rate

Avg. Attrition rate


Avg. Net gain/loss Rate



SIESTA KEY CLUB FUNCTIONS (#90196)

Search for...



Select a function. **Reposition** ICONs by dragging and dropping. **Remove/Add** ICONs using  Configuration.

= The top 6 functions will **appear on the CLUB Shortcuts menu** in the same order arranged here.



Find Member



Members



PMail



PText



Calendar



Club Finance



Engagement
(w/ Attendance)



Manage your ezStories
here



RI Club
Compare



Club Committees

EE NAVIGATION

& Club Committees

District Committees

Communities

tee Sign-Up

Admin

Help

Shortcuts



Shortcuts



Siesta Key Committee Listing, OrgYear: 2023-24



search..

Club Committees are shown below.
Use the *Display Options* below to filter the results.

Merge Committees
 Flatten GdG
 Sequence
 Clone
 + Add Committee

Display Options

TIP: Click on pencil to edit the Committee

Club Committees

<input type="checkbox"/>	Action	Committee Name	Committee Type	RoleKey	Chairs	OrgYear	PMail Security	View Security
Siesta Key								
<input type="checkbox"/>		Board	CLUB Committee			2023-24	4	4
<input type="checkbox"/>		Finance	Club Internal			2023-24	2	1
<input type="checkbox"/>		Membership	CLUB Committee		jh,	2023-24	3	0
<input type="checkbox"/>		Public Image	CLUB Committee		Kyna (Chair-elect)	2023-24	2	0
<input type="checkbox"/>		Rotary Foundation	CLUB Committee		Rodebaugh, Belinda (Chair)	2023-24	2	1

[Home](#)[Find](#)[My DATA](#)[My CLUB](#)[DISTRICT](#)[Support / Learning](#)[Admin](#)[Setup](#)

Rotary District 6960 - Siesta Key



Rodebaugh, Belinda

COMMITTEE NAVIGATION[District & Club Committees](#)[Special District Committees](#)[My Club Committees](#)[? Help](#)**My CLUB Shortcuts****DISTRICT Shortcuts****Committee Admin: Membership 2023-24** id=800173652

Enter committee information below.

[Information](#)[Options](#)[Security](#)[Members and Positions](#)**Committee Security**




By default, the security on a Committee is determined by the CommitteeType and is set under the Admin tab. To make the security levels for this Committee **MORE RESTRICTIVE**, change the View and Edit security levels below.

Security Settings:View Security: What Security-level is allowed to View this Committee on the Committee List?This must be set to Level-0 for public viewing.Edit Security: Security-level allowed to Edit this Committee.
 PMail/PText Security: Security-level allowed to PMail or PText this Committee.
Security Access List:

If you want to give someone access to manage this Committee, but they are not a member of this Committee, move their name from the left to the right below to give them edit and PMail access and click Update.

Select from Members:**Members with Committee Access:**







Find A Member

 [Home](#) [Find](#) [My DATA](#) [My CLUB](#) [DISTRICT](#) [Support / Learning](#) [Admin](#) [Setup](#) Rotary District 6960 - Siesta Key   Rodebaugh, Belinda







FIND NAVIGATION <

- Find Member
- Documentation

My CLUB Shortcuts

-      

DISTRICT Shortcuts

-      

Find Member

Search for members by partial name or club name, MemberID, Phone #. Use Advanced Search to search by additional fields. Use Soundex Search to find a member by name or business name that "sounds like" your entry.

Include: Guests? Terminated? Global?

Display Options

Search | **Advanced Search** | **Soundex Search**

Name, Email or Business Name: Enter a PARTIAL first -OR- last name; PARTIAL email; or enter a Member ID (min 2 chars).
Example, "john" will FIND all of the JOHN's, JOHNSON'S, JOHNSTON'S, as well as 'LITTLEJOHN', etc.)

Zone or District #: Enter a list of District or Zone numbers.

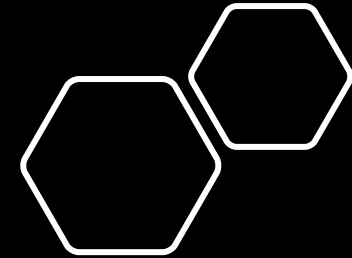
Club Name / Club#: Enter a PARTIAL Club name or Club number.

Phone Number:

Rotary ID: Rotary Rotary ID

Classification: Multiple classifications can be entered separated by commas

Occupation:



Rotary District 6960 - Siesta Key Rodebaugh, Belinda

PMail NAVIGATION

- Compose
- Drafts 5
- Pending 0
- Tracking
- Read Analysis <
- Manage Templates <
- Manage Groups <
- Documentation
- PMail Selected
- PMail ALL: District
- PMail ALL: Club
- My CLUB Shortcuts
- DISTRICT Shortcuts

Personalized Mail v4 (UserID)

PMail lets you send personalized messages to members. [Schedule Delivery](#) [Select Group](#) [Select Template](#) [Merge](#) [Send](#)

Send Options Type=UserID

* **FROM** Rodebaugh, Belinda Email "Friendly" Display Name - Your members will see this name on the email

* **TO** Rodebaugh, Belinda;
Sending to: 1
[View Member Types](#)

* **Subject:** ROTARY -

Options: [Add CC](#) [Add BCC](#) [Show/Change Reply To](#) [Attach File](#)

Dear {%FName%},

TIP: Once you have started, the system will time out after 30 minutes! Templates are customizable!

PMail NAVIGATION

- Compose
- Drafts 5
- Pending 0
- Tracking
- Read Analysis <
- Manage Templates <
- Manage Groups <
- Documentation

PMail Selected

- PMail ALL: District
- PMail ALL: Club

My CLUB Shortcuts



DISTRICT Shortcuts



Personalized Mail v4 (UserID)

PMail lets you s

Send Opt

* F

*

Sending
View Memb

* Su

Op



B I U

Insert Tag

Dear {%FN

Send Message Later

Today: Send Now
 Send in 1 hour
 Send in 2 hours
 Send in 4 hours

Tomorrow: Tomorrow Morning (~ 7AM CT)
 Tomorrow Afternoon (~ 12PM CT)
 Tomorrow Night (~ 6PM CT)

Scheduled: Date: Time:

Time Zone:

Note: This PMail will be sent to all members selected at the creation date and time of this message. If a member on this list terminates, **they will still receive this message**. If a new member is added, they will **NOT** receive a copy of this message. Consider this as you select the future date and time to send this message. This is why the scheduled date is limited now to 4 weeks in the future.

Cancel Save

TIP: Pmail delivery can be scheduled!



PMAIL NAVIGATION

- Compose
- Drafts 6
- Pending 0
- Tracking
- Read Analysis <
- Manage Templates <
- Manage Groups <
- Bounce Reports <
- Documentation

Mail Selected

- PMail ALL: District
- PMail ALL: Club

My CLUB Shortcuts



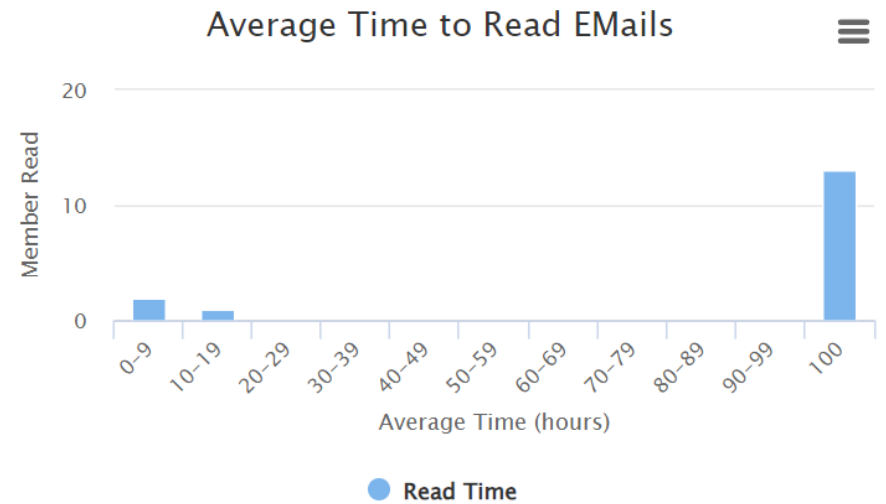
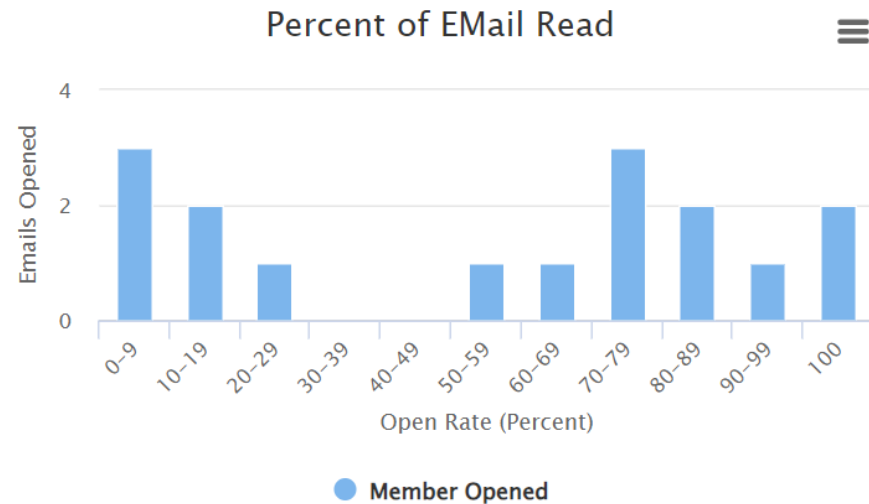
DISTRICT Shortcuts



Siesta Key Read Report

This report shows all members that have been sent a Pmail in the past **90 days**. Each member's reading habits are detailed to the right of their name, including the percentage of Pmails they have read as well as the average time it has taken them to read their Pmails.

The read rate is approximate. Many factors, including off-line viewing, security settings of the reader and network problems at the reader's end affect whether or not we can tell if a Pmail has been 'read'. **Use this data as guidance, not gospel.**



TIP: Pmail reading can be tracked!



Home

Find

My DATA

My CLUB

DISTRICT

Support / Learning

Admin

Setup

Rotary District 6960 - Siesta Key



Rodebaugh, Belinda

PText NAVIGATION

PText

Delivery Logs

PText Limited

My CLUB Shortcuts



DISTRICT Shortcuts



PText Limited (Personalize Text Messaging): Siesta Key



PText Limited will send a text message to the selected members' cell phones, but some cell providers are limiting delivery. Text messages are typically limited to 140-160 characters, and will depend on the individual carrier which must be defined. The message window below is constrained to meet the text size limits of all carriers being texted below. By default, members without a carrier defined will be sent an EMail. This option can be unchecked below. As an alternative option, the message can be sent as a normal email.

Refresh

Send Text

Note: If you change the **MemberType** selections, you MUST click [Refresh] first before Sending-Selected

PText Parameters:

Total Members: **15** Club Members

Member Type:

(All ON | OFF)

Active

Active-R85

Friend of Rotary

Rotaractor

Guest

Snowtarian

Alumni-RYE

Active-Associate

Active-Satellite

Honorary

Rotary Intern

Guest-Rotarian

Alumni

Alumni-RYLA

Active-Corporate

Active-Satellite-LOA

Interact

Staff Position

Potential Member

Alumni-INTERACT

Alumni-Verified

Active-LOA

Active-Satellite-R85

Rotaract Advisor

Young Professionals

Proposed

Alumni-ROTARACT

Messaging: Send via Email

Send via SMS Gateway (No Cost)

Plan B: Send Email if member cannot be texted?

Text Subject:

Text Message:

TIP: Ptext is great for a quick reminder text or message of unscheduled gatherings! Alternative app: What's App –however all Club Members would have to sign up for the app to be included.

Club FILE NAVIGATION

-  Files
-  Bulletins

My CLUB Shortcuts



DISTRICT Shortcuts



File Manager: Club Siesta Key Downloads

The file manager stores documents and images below. The documents can be organized under sub-directories (folders).

Secure **Public**

Store files here that you would ONLY like logged members to be able to see. Members MUST login to see these files. The files stored here are ONLY accessible to users that have logged in to District 6960. They are NOT accessible to users on the internet, nor are they able to be linked to as webpages on other websites. Because of this, don't upload html files, url links, or other web content to these directories, as they may not be useable.

If you want your file to be accessible to the general public, have it linked on your website, etc. - use the Public Files tab.
 If you want to allow direct access to your file, you can click on the "link" hyperlink in the Link column to get a link to the file that will allow a user to authenticate (login) before they gain access to the file.

NOTE: The following words are "reserved" and cannot be used in any File Name or Folder Name: CAST, DECLARE, CONCAT, SELECT, UNION

Navigation: [Home](#) <<-- click links here to navigate

	Action	Type	File Name	Link	Modified	Size
<input type="checkbox"/>			2023-2024 District 6960 DACdb Secretary Manual.pdf	Link	2023-09-01 11:01:55 AM	10,360 KB
<input type="checkbox"/>			7-11-23 Meeting Notes.pdf	Link	2023-09-01 11:01:54 AM	527 KB
<input type="checkbox"/>			DACdb Introduction Guide 4-20.pdf	Link	2023-09-01 11:01:54 AM	106 KB
<input type="checkbox"/>			FireSide Chat Presentation Rotary Club of Siesta Key 7-26-23 BR.pdf	Link	2023-09-01 11:01:54 AM	450 KB
<input type="checkbox"/>			Rotary Logo Vector.pdf	Link	2023-09-01 11:01:54 AM	24 KB
<input type="checkbox"/>			Rotary Logo Vector1024_1.jpg	Link	2023-09-01 11:01:54 AM	42 KB
<input type="checkbox"/>			rotary_sign_default.png	Link	2023-09-01 11:01:54 AM	180 KB

Files

TIP: Public Files are open; while Secure Files are limited to Rotarians!

TIP: 12.5
Member
Dynamic
Extractn –
custom report

The screenshot shows the Rotary District 6960 Reports page. The navigation menu on the left includes: District Reports, Area Reports, Club Reports, Committee Reports, Event Reports, Other Reports, My Favorites, and Documentation. Below these are sections for 'My CLUB Shortcuts' and 'DISTRICT Shortcuts'. The main content area lists various reports, including: 8.20 - Membership Profile (Blank Template), Birthdays and Anniversaries (9.10), Telephone List (10.10), Dumps and Extracts (12.10, 12.20, 12.21, 12.40), Member Dynamic Extract (DIY) (12.50), Dynamic XML Extract (DIY) (12.80), Club Dynamic Extract (DIY) (12.90), and Occupational Code Table (13.10). The '12.50 - Member Dynamic Extract (DIY)' report is highlighted in blue.

Report ID	Report Name	Description
8.20	Membership Profile (Blank Template)	A single report that you can print to give to a member to complete and update their profile information.
9.10	Birthdays and Anniversaries	A single report that includes birthdays for members and their partner/spouse, wedding anniversaries and club anniversaries for a specified period.
10.10	Telephone List	A single report to produce a telephone list for club members including, home, office, cellphone and member's email address.
12.10	Full Database Extract (Excel)	A single report that produces a list of all information in all member profiles. Excel is recommended for this report.
12.20	Membership Extract (Word)	Similar report to the Excel report above, a single report that produces a list of all information in all member profiles. Word is recommended for this report.
12.21	Club CSV Extract	A single comma-separated report (CSV) which lists all information on club members.
12.40	Club CSV (Peachtree Extract)	Similar report as 12.21 except this report is to be used with Peachtree.
12.50	Member Dynamic Extract (DIY)	A single report that allows you to select information you would like included in the report.
12.80	Dynamic XML Extract (DIY)	A single committee report similar to report 12.60 except in an XML format.
12.90	Club Dynamic Extract (DIY)	A single report that is produce by setting the parameters for the report. The report can be downloaded to Excel or Word.
13.10	RI Occupational Code Table	RI's list of Occupational Codes



CALENDAR NAVIGATION

Views

- Zone Calendar
- District Calendar
- Area Calendar
- My Club Calendar
- + Add DG Visit
- Speakers
- Help
- Rotary Florida PETS 2024 O

Documentation

My CLUB Shortcuts



DISTRICT Shortcuts



Event Calendar: Rotary District 6960

search..



EN ▾

District and Club events are shown below. Select the View mode (week, month, or list year) as appropriate. Click on the event name to get a detailed description of the Event. Select the Manage Event link in the List Year view or Manage Event button in the event pop-up to access Edit, Backroom, Check-In and other event management functions. Click on the mini calendar to bring up a ics.vcs card to download to your personal calendar. If an address has been entered on the Location tab of an event, clicking the small map icon opens a popup map pin of the address.

Set Time Zone for all my District Events

+ Add Event

TIPS:
Use Goto Button to more to a specific date

Check only boxes at top for the specific type of event you are searching

Click Add Event Button at top right to enter a new event

Include Events:
(All On|Off)

RLI Training Event (1527)

District Event (263)

District GOV Official Visit (1238)

Club Event (653)

Multi-District Event (1433)

Holidays (134)

District Reminder (458)

Club Meeting (848)

Club FundRaiser (1043)

Include: Member Birthdays
 Member Start Anniversary

Wedding Anniversary

Options: Show My Club's and District Events
 Show only Events I can register for
 Show short description on Event
 Show meeting Speaker/Topic



Today

Go To

December 2023 – May 2025

Disease Prevention and Treatment Month

month

list year

EVENT NAVIGATION

- Calendar
- Edit Event
- Resource Manager
- My Event Admin
- Help

SETUP

QR Code Setup

My CLUB Shortcuts



DISTRICT Shortcuts



TIP: Remember to click on the social media links to add the event on those websites!

New Event id=0

EN ▾

The event information is listed under the tabs below. Depending on the event options, additional tabs may be displayed.

× Cancel

+ Add Event

Information

Map Location

Event Information:

* Event Name:

Event Status: Only **Active** events will be listed on the calendar (exception: moderators and level-6+):

Event Category:

Club/District Name:

Link:  This will put the link on the internal DACdb calendar

Speaker:

Topic:

Planning Notes/Comments:
Internal Notes!

Share To: Facebook Twitter LinkedIn Tumblr
 Reddit Pinterest PrintFriendly EverNote
(All On|Off)



EVENT NAVIGATION

- Calendar
- Edit Event
- Resource Manager
- My Event Admin
- Help

SETUP

QR Code Setup

My CLUB Shortcuts



DISTRICT Shortcuts



New Event id=0

The event information is listed under the tabs below. Depending on the event options, additional tabs may be displayed.

TIP: While working on an Event, keep it listed as In-Active until you are ready for it to be Seen!

EN ▾

× Cancel

+ Add Event

Information

Map Location

Event Information:

* Event Name:

Event Status: Only **Active** events will be listed on the calendar (exception: moderators and level-6+):

Event Category:

Club/District Name:

Link: NEW This will put the link on the internal DACdb calendar

Speaker:

Topic:

Planning Notes/Comments:
Internal Notes!

Share To: Facebook Twitter LinkedIn Tumblr
 Reddit Pinterest PrintFriendly EverNote
(All On|Off)

[Home](#)[Find](#)[My DATA](#)[My CLUB](#)[DISTRICT](#)[Support / Learning](#)[Admin](#)[Setup](#)

Rotary District 6960 - Siesta Key



Rodebaugh, Belinda

EVENT NAVIGATION

- Calendar
- Edit Event
- Resource Manager
- My Event Admin
- Help

SETUP[QR Code Setup](#)**My CLUB Shortcuts****DISTRICT Shortcuts****District 6960 Pre PETS Training for DACdb**

id=77720857

EN

Thursday December 21, 2023

***** This Event is In-Active *****

The event information is listed under the tabs below. Depending on the event options, additional tabs may be displayed.

1 event(s) were created. To view the dates, [Click Here](#).

[× Cancel](#)[Update Event](#)[Information](#)[Schedule](#)[RSVPs](#)[Map Location](#)[Moderators](#)**Event Starts On:**Start Date: (mm/dd/yyyy)Start Time: (hh:mm AM/PM, -or- Use 24-hour Military time, e.g. 1800 is 6:00 PM)Show Each Day: (check to show the event each day on the 'List' calendar - from the start date to the end date. Has no effect on Block mode calendars.)**Event Ends On:**End Date: (mm/dd/yyyy)End Time: (hh:mm AM/PM, -or- Use 24-hour Military time, e.g. 1800 is 6:00 PM)**Time Zone:**Select Time Zone:



EVENT NAVIGATION

- Calendar
- Edit Event
- Resource Manager
- My Event Admin
- Help

SETUP

QR Code Setup

My CLUB Shortcuts



DISTRICT Shortcuts



District 6960 Pre PETS Training for DACdb

id=77720857

EN

Thursday December 21, 2023

*** This Event is In-Active ***

TIP: RSVP can be enabled to allow for RSVP with options listed.

The event information is listed under the tabs below. Depending on the event options, additional tabs may be displayed.

1 event(s) were created. To view the dates, [Click Here](#).

Cancel Update Event

- Information
- Schedule
- RSVPs
- Map Location
- Moderators

RSVP's can be sent out to members for this event using the Notifications or via a PMail message. Members can respond with **Yes**, **No** or **Maybe** attending. Optionally, counts for Adult and/or Children attending can be collected and tallied below. In many cases, this is all that maybe needed for the event to avoid setting up a full event registration.

RSVP Configuration:

Enable RSVPs: Enable RSVP Link on Calendar

RSVP Link:

Accept RSVPs until: until 12:01 AM CT on this date. The event starts on: **12/21/2023 08:00 AM**

- Options:
- Include Adults attending counts
 - Include Children attending counts
 - Do Not** show RSVP on Website
 - InPersonOnly

Group By: Group RSVP's by



EVENT NAVIGATION

- Calendar
- Edit Event
- Resource Manager
- My Event Admin
- Help

SETUP

QR Code Setup

My CLUB Shortcuts



DISTRICT Shortcuts



District 6960 Pre PETS Training for DACdb

id=77720857

EN

Thursday December 21, 2023

***** This Event is In-Active *****

The event information is listed under the tabs below. Depending on the event options, additional tabs may be displayed.

1 event(s) were created. To view the dates, Click Here.

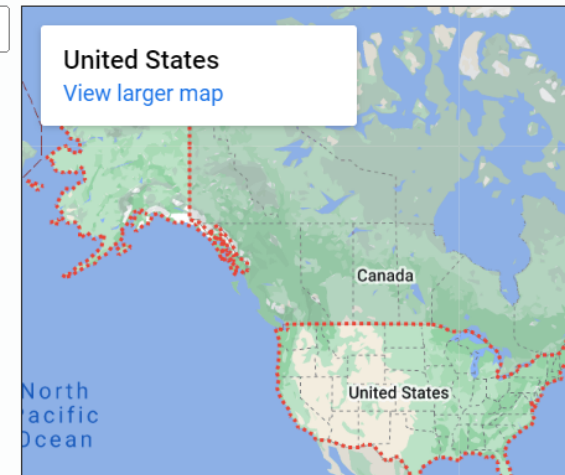
Cancel Update Event

- Information
- Schedule
- RSVPs
- Map Location
- Moderators

Define the location for this event. The Event location address information is used to configure the Event landing page. The Google Map coordinates are used to display a Google Map location of where the event is taking place.

Event Location:

Meeting Place:	Online
Event Address1:	
Event Address2:	
Event Address3:	
Event City:	
Event State Code:	▼
Event Province:	
Event PostCode:	



REGISTRATION

District 6960 Pre PETS Training for DACdb

id=77720857

EN ▾

Monday January 08, 2024

***** This Event is In-Active *****

The event information is listed under the tabs below. Depending on the event options, additional tabs may be displayed.

- Information
- Schedule
- RSVPs
- Map Location
- Moderators**

Configure the Moderators (Event Managers) for this event. Moderators defined below have access to the Event Backroom and to edit the Event parameters.
 To configure the Moderators, select from the Security Level 3+ members on the left and move them to the right side using the >> arrows. To remove a Moderator, use the << or << ALL buttons.

Select from the security level-3+ members on the left and move them to the right box using the >> arrows. To remove a member as a moderator, select them on the right and use the << arrows to move to the left box.

Selected Moderator Information:

Selected	Read Only	Member Name	Club Name	Home Phone	Office Phone	Cell Phone	Email

Available Moderators: (security level of 3 or higher)

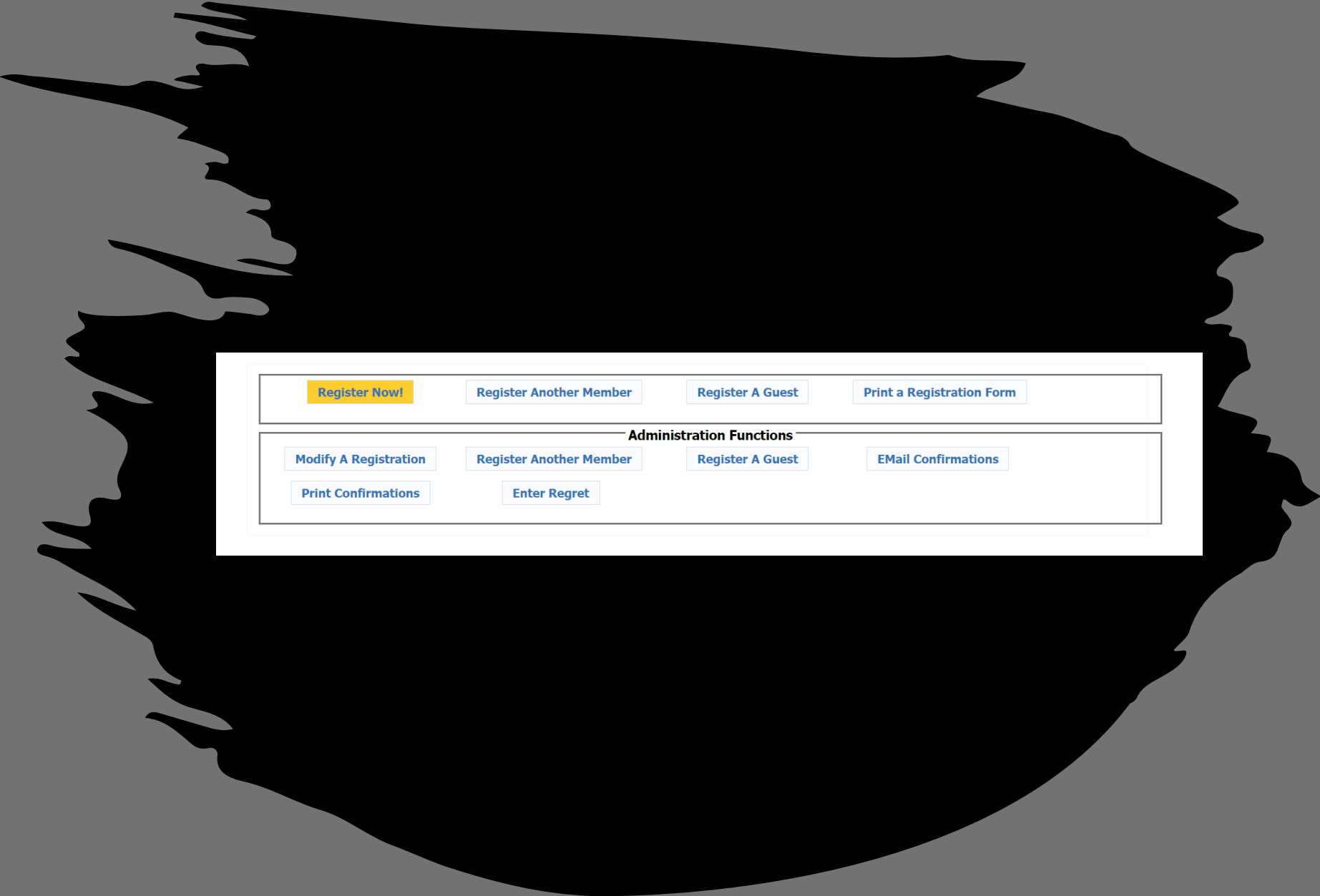
Selected Moderators

- anager
- dmin
- tup
- rtcuts
- rtcuts

• Registering for an Event

The screenshot shows a website interface for Rotary District 6960 - Siesta Key. The top navigation bar includes links for Home, Find, My DATA, My CLUB, DISTRICT, Support / Learning, Admin, and Setup. The user is logged in as Belinda Rodebaugh. A sidebar on the left provides 'CALENDAR NAVIGATION' options such as Zone Calendar, District Calendar, Area Calendar, My Club Calendar, Add DG Visit, Speakers, Help, and Rotary Florida PETS 2024 Documentation. The main content area displays a calendar with three events:

Time	Event Title	Location	Registration Info
9:30am - 2:30pm ET	EMERGING LEADERS PROGRAM	Emerging Leaders	Sixth Forum: Understa Only
5:30pm - 8:00pm ET	Sanibel-Captiva Rotary Club - SanCap Soul Ticket	Sanibel-Captiva	Purchase NOW, Manage Event, Quick View
6:00pm - 9:30pm ET	A NIGHT OF HOPE at The Rotary Foundation Dinner		My Registration, Manage Event, Quick View, Regret. A NIGHT OF HOPE AT THE ROTARY FC SATURDAY, FEBRUARY 17, 2024, at 6:00pm PLANTATION GOLF & COUNTRY CLUB 500 Rockley Blvd Venice, FL 34293 Join Us for Dinner and a Rotary Found Special Guest Past Rotary Internation Incoming TRF Chair Mark \$75.00 per person REGISTRATION CL



Register Now!	Register Another Member	Register A Guest	Print a Registration Form
Administration Functions			
Modify A Registration	Register Another Member	Register A Guest	EMail Confirmations
Print Confirmations	Enter Regret		

A NIGHT OF HOPE at The Rotary Foundation Dinner

Saturday Feb 17, 2024 (ID=77717292)

Step 1 - Your Information

You are making a Registration for **2** people.

Contact Information: **Belinda Rodebaugh**

Please enter/update:

* First Name:	<input type="text" value="Belinda"/>
* Last Name:	<input type="text" value="Rodebaugh"/>
* Badge Name:	<input type="text" value="Belinda"/> If you use a different first name, enter it here

Contact Information: **Raymond Rodebaugh**

Please enter/update:

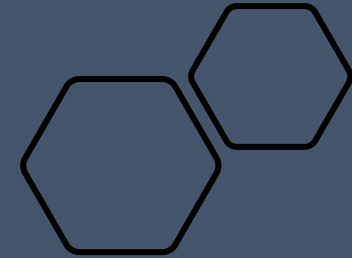
* First Name:	<input type="text" value="Raymond"/>
* Last Name:	<input type="text" value="Rodebaugh"/>
* Badge Name:	<input type="text" value="Ray"/> If you use a different first name, enter it here

Use [Add Another Person](#) button below to include your spouse/partner, guest or another member.

To add a Spouse/Partner, Guest or another Member to this registration, please click ==>

[Add Another Person](#)

[Continue](#)



A NIGHT OF HOPE at The Rotary Foundation Dinner

Saturday Feb 17, 2024 (ID=77717292)

Step 2 - Make Selections

You are making a Registration for **2** people.

There are 2 sections below -- one for each person registering. Please be sure to complete all 2 sections.

Selections for: **Belinda Rodebaugh (Belinda)**

Questions	Belinda's Selections
PLEASE SELECT YOUR DINNER CHOICE. BOTH SERVED WITH CAESAR SALAD WITH GARLIC CROUTONS DESSERT WILL BE CHEESECAKE WITH WHIPPED CREAM AND BERRY COMPOTE	TUSCAN CHICKEN & FIREWOOD GRILLED FILET, RED SKIN POTATOES, VEGETABLE MEDLEY ▾ Qty 1
Do you have any allergies?	No ▾

Selections for: **Raymond Rodebaugh (Ray)**

Belinda Rodebaugh Total:)

Selections for: **Raymond Rodebaugh**

Questions	Selection	Qty	Cost	Total
PLEASE SELECT YOUR DINNER CHOICE. BOTH SERVED WITH CAESAR SALAD WITH GARLIC CROUTONS DESSERT WILL BE CHEESECAKE WITH WHIPPED CREAM AND BERRY COMPOTE	TUSCAN CHICKEN & FIREWOOD GRILLED FILET, RED SKIN POTATOES, VEGETABLE MEDLEY	1		
Do you have any allergies?	No			

Raymond Rodebaugh Total:

Total Event Fees for all 2 Registrations:

[Confirm Selections](#)

AMOUNT DUE: \$0.00

A NIGHT OF HOPE at The Rotary Foundation Dinner

SATURDAY, FEBRUARY 17, 2024

PLANTATION GOLF & COUNTRY CLUB

500 Rockley Blvd, Venice, FL 34293

5:00 to 6:00pm Registration and Cocktails

6:30pm Dinner

IMPORTANT TERMS, CONDITIONS, REFUND POLICY and PRIVACY STATEMENT:

Your privacy is very important to us. The applications protect the security of your payment and personal information by using Secure Sockets Layer (SSL) software, which encrypts all of your personal information, including name, address, and credit card number, so that it can travel safely over the Internet.

Your Order Confirmation is sent to your email address. Your name and contact information is for internal use only to process your order, and will never be sold, given, or provided to anyone else. All sales are FINAL subject to the cancellation policy.

CANCELLATION POLICY:

- You may cancel your registration on-line using the same link your registered at.
- If you cannot cancel your registration online, contact one of the event moderators to request event cancellation, and include names of those cancelling and identify specified items being cancelled, along with contact information/phone number.
- Cancellations are accepted with a full refund (minus processing fees) up to five(10) days prior to the first day of the event.

Event Confirmation Form

**TIP: Print for your
records**



Home

Find

My DATA

My CLUB

DISTRICT

Support / Learning

Admin

Setup

Rotary District 6960 - Siesta Key



Rodebaugh, Belinda

DISTRICT NAVIGATION

Members

Club Positions

District Comm Chairs

District Leadership

District Files

District Setup

RI Processing

View By District

View By Date

ROTARY DISTRICT 6960 FUNCTIONS

Search for...



EN

Select a function. **Reposition** ICONs by dragging and dropping. **Remove/Add** ICONs using Configuration.
✔ = The top 6 functions will **appear on the DISTRICT Shortcuts menu** in the same order arranged here.



District Committees



Find Member



Clubs



Calendar



Engagement/Attendance



eMeeting



District Finance



Membership Success Center



Governor's Award



Zone Directory

Rotary District 6960 - Siesta Key Rodebaugh, Belinda

Home Find My DATA My CLUB DISTRICT Support / Learning Admin Setup





DISTRICT NAVIGATION

- Members
- Club Positions
- District Comm Chairs
- District Leadership
- District Files
- District Setup
- RI Processing
- View By District
- View By Date
- My CLUB Shortcuts
- DISTRICT Shortcuts

District Leadership/Council - District 6960

OrgYear: 2023-24 Show ALL Members?

Rotary International District 6960
OrgYear: 2023-24

 <p>District Club Goals Chair ,</p> <p>Rodebaugh, Belinda 3221 Tobero Lane Sarasota, FL 34235</p>	 <p>District Governor,</p> <p>Current, Alfred C. III 13551 Foresman Blvd. Port Charlotte, FL 33981 Office: 704-718-0951</p>
 <p>Emerging Leader Chair,</p> <p>Lusty, David 109 Asti Ct. North Venice, FL 34275</p>	 <p>District Governor Elect ,</p> <p>Mitchell, Kelsey 17453 NEWBERRY LANE ESTERO, FL 33928</p>

SUPPORT NAVIGATION

- DACdb UI QuickStart Guide
- ☰ New Support Tickets <
- ☰ Old Support Tickets
- ☰ RI Theme
- ☰ WHO-SecLVL?
- ☰ DACdb Training <
- ☰ Policy <
- ?FAQ
- Help Topics**
- 📄 P. Password Requirements.htm
- 📄 Support.html
- 📁 **Overview**
- 📁 **Policy**
- 📁 **Calendar, Events and Meetings**
- 📁 **Club**
- 📁 **Committee**
- 📁 **e-Meeting**
- 📁 **Engagement**
- 📁 **Files**
- 📁 **Finance**
- 📁 **Gold Awards Program**
- 📁 **Grants Module**
- 📁 **Member Type ID**

Use the "Search" field at the top right to search for a help topic.

TIIP: Look under Help Topic first. DACdb University Tuesday Training is a copy of past video online classes.

DACdb Support Team

Welcome to the DACdb Support Center. Our goal is to provide you with the information and support that you need as quickly and easily as possible. You will find easy-to-follow steps below to help you with your quest. Please follow the steps below to obtain the needed support.

Step 1 - Self Help @ RotaryBelinda@gmail.com

- FAQ - Review the documentation under the Frequently Asked Questions (FAQ) link
- Help Topics - On the left side of this page there are lots of helpful articles about many areas in DACdb. Use the "Search" field above to search for articles too.

Step 2 - District Support:

- Tier 1 Support -- Designated District Help - This person, listed in the box on the right, is your district's local support person. This should be your go-to person for the fastest support. Once contacting your District Representative, if unsuccessful, then proceed to the next step.

Step 3 - DACdb Support:

- Tier 2 Support Request - Once exhausting the options in steps 1 and 2 above, you can submit a support request. Opening a support ticket will immediately slot us to your request and enable

District 6960 Help
 Designated District Help
Christi Womack Villalobos
 Phone: 941-315-0635

This website uses cookies. By continuing you are agreeing to our privacy policy

TIP: Register for your Rotary Account here with your RI ID# which can be found above the address on The Rotarian magazine or the Club Secretary (Keep your RI ID# handy as any donations made are assigned to this number as well.)

Rotary.org  Brand Center  English  Sign In | Register



My Rotary

Donate

Get Involved



Welcome to My Rotary

Sign in or register to access your personalized My Rotary portal.

[Sign in](#) or [Register](#)

This website uses cookies. By continuing you are agreeing to our privacy policy



[Rotary.org](#)

[Brand Center](#)

[English](#)

[My Account](#)



My Rotary

Donate

Refer



[My Rotary](#)

[Participate](#)

[Events & Connections](#)

[Knowledge & Resources](#)

[Who We Are](#)





My Rotary

Donate

Refer



My Rotary

Participate

Events & Connections

Knowledge & Resources

Who We Are

Club

Siesta Key (Rotary Club)

Change or Rejoin Club

Club Resources

District

District 6960

District Resources

Membership and Foundation Reports

Rotary Club Central

Refer a New Member

Travel and Expenses

Awards & Recognition

Awards

Membership Society

Rotary Citation

Donor Recognition

Community Marketplace

Club Management Systems & Providers

Official Rotary Apps

Marketplace Resources



Rotary Club Central

Set club goals and track how you're doing.



Dashboard

Goal Center

Global View

Service Activities

Resources

Reports

Contact Us

My Rotary

SETTINGS

Dashboard

Welcome to Rotary Club Central, the online tool for setting goals and tracking progress. Explore data and trends related to your club's goals on this page, and use the tabs to manage goals, project activities, and more.

Please note: data reported outside Rotary Club Central, including data reported in My Rotary, will be delayed for at least 24 hours.

Global

My Zone

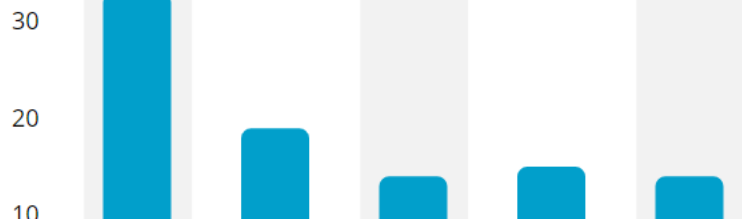
My District

My Club Group

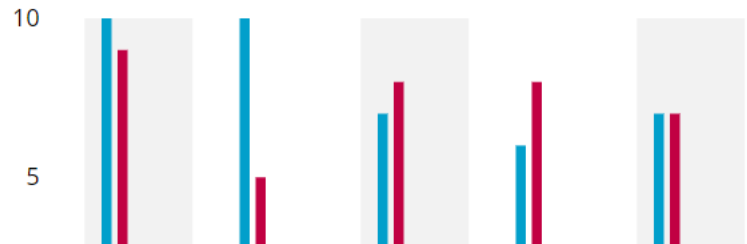
My Club

Rotary Club of **Siesta Key**

Membership Trends



Gender Trends



TIP: Click on the Edit Button to access editable goals. Then save each category and more toward the next banner at top to do same.



rcc.rotary.org

Dashboard

Goal Center

Global View

Service Activities

Resources

Reports

Contact Us

My Rotary

SETTINGS

Goal Center

The Goal Center is where you choose and set the goals your club will focus on, and track progress.

Please note: data reported outside Rotary Club Central, including data reported in My Rotary, will be delayed for at least 24 hours.

Rotary Club of Siesta Key

2023-24

PRINT

1 OF 19 ACHIEVEMENT

Enhance Participant Engagement

Increase our Impact

Expand Our Reach

Increase Our Ability to Adapt

All

EDIT

The goals you select will appear below. To report progress or add, remove, or edit a goal, select EDIT.

- Dashboard
- Goal Center**
- Global View
- Service Activities
- Resources
- Reports
- Contact Us
- My Rotary
- SETTINGS

Rotary Club of Siesta Key

1 OF 19 ACHIEVEMENT

2023-24

TIP: After setting goals, click the Green Save button and move to next column.

PRINT

Enhance Participant Engagement

Increase our Impact Expand Our Reach Increase Our Ability to Adapt All

Which goals will your club track this year? Browse goals by category and select only those you plan to pursue. Then save.

Sort selected goals

	ACHIEVEMENT	OF	GOAL	SELECT GOAL
Service participation Show goal details and history	-		7	<input checked="" type="checkbox"/>
Social activities Show goal details and history	-		4	<input checked="" type="checkbox"/>

- Dashboard
- Goal Center**
- Global View
- Service Activities
- Resources
- Reports
- Contact Us
- My Rotary

SETTINGS

Rotary Club of Siesta Key

2023-24

PRINT

1 OF 19 ACHIEVEMENT

- Enhance Participant Engagement
- Increase our Impact
- Expand Our Reach
- Increase Our Ability to Adapt
- All

SAVE CANCEL

Which goals will your club track this year? Browse goals by category and select only those you plan to pursue. Then save.

Sort selected goals

	ACHIEVEMENT (USD)	OF	GOAL (USD)	SELECT GOAL
Annual Fund contributions Show goal details and history	0		1,000	<input checked="" type="checkbox"/>
	As Of 1-Jan-24			

← → ↻

rcc.rotary.org

Rotary Club Central

Belinda Rodebaugh

Service Activities

If you have a project listed in the Service Activities section, please export it to **Rotary Showcase** before the end of 2023. Rotary Club Central no longer accepts new service projects.

Rotary Club of Siesta Key

2023-24

PRINT

+ Add New Service Project

Use **Rotary Showcase** to plan your club's service projects so that you can find partners, share the outcomes, and show the impact of the work your club is doing locally and globally.

Add project in Rotary Showcase

DASHBOARD


- Dashboard
- Goal Center
- Global View
- Service Activities
- Resources
- Reports
- Contact Us
- My Rotary

SETTINGS

TIP: To receive credit for Club Activities, the activities must be entered in Service Activities on Rotary Showcase! See Blue button on bottom right to enter.

TIP: Prior to entering new Club Projects, search keywords for the project. Projects can be copied from year to year with updating.

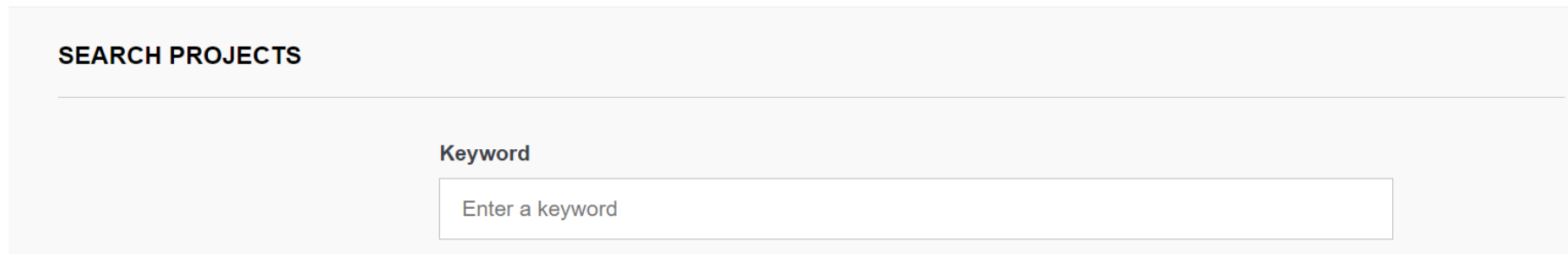
TIP: Click ADD A NEW PROJECT at top right to enter a new project.



The screenshot shows the top portion of the Rotary Showcase website. At the top, there is a browser address bar with the URL 'map.rotary.org'. Below this is a dark blue navigation bar. On the right side of the bar, there are links for 'My Rotary', 'Language Selector', and 'Welcome Belinda Rodebaugh'. The main navigation area features the Rotary logo, the word 'Showcase', and three menu items: 'Home', 'Browse Projects', and 'My Club Projects'. A prominent blue button labeled 'ADD A NEW PROJECT' is located on the far right. Below the navigation bar, a light blue banner contains the text: 'New! Rotary Showcase can help you find project partners. [Learn more](#)'.

Making a difference

Rotary members and program participants are improving lives in communities around the world every day through thousands of service projects. Explore the good work that we're doing locally and globally, and share these projects through social media.



The screenshot shows the 'SEARCH PROJECTS' section of the website. It features a light gray background with the heading 'SEARCH PROJECTS' in bold. Below the heading is a search input field with the placeholder text 'Enter a keyword'. The label 'Keyword' is positioned above the input field.



my.rotary.org

This website uses cookies. By continuing you are agreeing to our privacy policy

Rotary.org Brand Center English My Account



My Rotary

Donate

Refer



My Rotary Participate Events & Connections Knowledge & Resources Who We Are

Programs

[Rotary Action Groups](#)

[Rotary Fellowships](#)

[Rotary Community Corps](#)

[Rotary Friendship Exchanges](#)

[Interact](#)

[Rotary Youth Leadership Awards](#)

Grants

[Grant Center](#)

[District Grants](#)

[Global Grants](#)

[Programs of Scale](#)

[Disaster Response Grants](#)

Projects

[Developing Projects](#)

[Rotary Showcase](#)

Start a Club

Support Our Foundation

[Annual Fund](#)

[End Polio](#)

[Raise for Rotary](#)

[Rotary Direct](#)

[Ways to Give](#)

[Endowment Fund](#)

[Rotary Peace Centers](#)



Disaster Response Grants

Find out how to apply for disaster response grants.



my.rotary.org



This website uses cookies. By continuing you are agreeing to our privacy policy



[Rotary.org](#)

[Brand Center](#)

[English](#)

[My Account](#)



My Rotary

Donate

Refer



[My Rotary](#)

[Participate](#)

[Events & Connections](#)

[Knowledge & Resources](#)

[Who We Are](#)

Events

[International Assembly](#)

[Council on Legislation](#)

[International Convention](#)

[Rotary Institutes](#)

[Donor Events](#)

[District Conferences](#)

[Project Fairs](#)

Rotary Media

[News & Features](#)

[Rotary Magazine](#)

[Regional Magazines](#)

[Rotary Voices Podcast](#)

[Rotary Voices Blog](#)

[Rotary Service in Action Blog](#)

[Newsletters](#)

Rotary Calendar

[Announcements](#)

[Alumni](#)



International Convention

Learn about and register for the Rotary International Convention.

ns://blog.rotary.org

This website uses cookies. By continuing you are agreeing to our privacy policy

Rotary.org Brand Center English My Account



My Rotary

Donate

Refer



My Rotary Participate Events & Connections Knowledge & Resources Who We Are

Resources & References

- Grants & Services
- Resources by Role
- Membership Materials
- Club and District Administration
- District Committees
- Fundraising
- Youth Protection
- Policies & Procedures
- View All**

Rotary Tools

- Rotary Club Central
- Rotary Showcase
- Brand Center
- Raise for Rotary
- Learning Center
- Grant Center
- Official Rotary Apps
- Licensed Vendors

Webinars



Learning Center

Build new skills with online courses and materials.



Search content in the platform



Course Catalogs



Course Catalogs

TIP: Sign up for any course – it's free to Rotarians! Should you have a Club Officer Position, this is a fabulous way to learn more about the duties.

Courses by Topic

About Rotary

[VIEW](#)

Club Leadership

[VIEW](#)

District Leadership

[VIEW](#)

General

[VIEW](#)

Membership

[VIEW](#)

Professional Development

[VIEW](#)



This website uses cookies. By continuing you are agreeing to our privacy policy



Rotary.org

Brand Center

English

My Account



My Rotary

Donate

Refer



My Rotary

Participate

Events & Connections

Knowledge & Resources

Who We Are

About Rotary

[Our Priorities](#)

[Action Plan](#)

[Diversity, Equity and Inclusion](#)

[Our Structure](#)

[Our Partners](#)

[History](#)

[The Rotary Foundation](#)

Office of the President

[About the President](#)

[Presidential Theme](#)

[Presidential Message](#)

[Presidential Initiatives](#)

[President's Representatives](#)

[Rotary International Committees](#)

[Foundation Committees](#)

[President Elect](#)



Presidential Initiatives

Learn about the RI president's goals and initiatives.

brandcenter.rotary.org

Rotary Brand Center Help & FAQ Search

HOME OUR BRAND DOWNLOADS TEMPLATES People of Action materials [VIEW](#)

Rotaract

Welcome to the Rotary Brand Center

What would you like to do today?

TIP:
Brand
Center
contains
sample
brochures,
logos,
advertising,
and videos.

Club Brochure Video

brochure



Downloads (1)

Templates (1)

Site (3)

▼ Filter


Asset Type ▼

Reset all

1 - 1 of 1 items found for: **brochure**

[View other language assets](#)

TIP: Watch Video prior to creating the Club Brochure.



How to Create a Club Brochure

TIP: Click on Brochure Picture to begin.


← → ↻ 🔒 brandcenter.rotary.org

brochure ×

Downloads (1) **Templates (1)** Site (3)

▼ Filter Asset Type ▼ Asset Subtype ▼ Keywords ▼

1 - 1 of 1 items found for: **brochure**



Rotary Club Brochure Template

The image shows a web browser interface for brandcenter.rotary.org. A search bar at the top contains the word 'brochure'. Below the search bar, there are three tabs: 'Downloads (1)', 'Templates (1)', and 'Site (3)'. The 'Templates (1)' tab is selected. Underneath, there are filter options: 'Filter', 'Asset Type', 'Asset Subtype', and 'Keywords'. A search result is displayed, showing '1 - 1 of 1 items found for: brochure'. The result is a thumbnail image of a brochure template. The template features a woman in a dark polo shirt and jeans on the left, a group of people in orange shirts in the middle, and a blue background with the Rotary logo and text on the right. The text on the brochure includes 'OUR EVENTS', 'Rotary Club Name, District, or Zone Number', and 'ADD YOUR CLUB NAME'. Below the thumbnail, the text 'Rotary Club Brochure Template' is visible.



 Share

TIP: Click CREATE to get started, Use the navigation buttons to edit different areas.



Rotary Club Brochure Template

This trifold brochure can be customized to showcase your club's projects and personality while introducing people to Rotary. Edit the text, then upload photos or choose from those provided.

When to use

Use this brochure to promote your club at local events and give it to guests who attend your meetings. Have a professional print the brochure to ensure the highest quality.

 **CREATE**



About this template

Use this template to create a brochure for your club. You can edit the text and choose from the images provided or upload your own. For the best results, use high-resolution images that show your members taking action.

If you plan to have a professional print your brochure, choose the option to download with crop marks.

This template cannot be saved, so we suggest that you save your text and images where you can easily find them in case you want to make changes later.

TIP: Save your information in a file where it is easily recreated. Once this file is closed there is no more edits!

TIP: Use the drop-down menus to navigate to the location to be edited with club pictures or written information customized to the Club!

Rotary Club Brochure ⓘ

Choose paper size >


Edit content ✓

Choose side Front ▾



Panel Left ▾


Preview
Select preview to view full template.

Image source Rotary images ▾

Choose image  20171216_BS_225.jpg ✕

Download file >



Rotary 
Club Name, District,
or Zone Number

OUR EVENTS

Date — event description, location, time.
Date — event description, location, time.
Date — event description, location, time.
Date — event description, location, time.

Join our next meeting or service project.
Contact our club president to schedule your visit.
We look forward to meeting you!

INSERT YOUR CLUB NAME

Insert name of your club president
Insert phone number
Email address
Website



Presidents Elect!