

TELL ROTARY'S STORY

VOICE AND VISUAL IDENTITY GUIDELINES



A photograph of four business professionals in a meeting. A woman with short grey hair is seated on the left, looking towards a man in a blue shirt. Another man in a dark suit is leaning over from the center, looking at the man in the blue shirt. A man with glasses and a dark suit is seated on the right, looking towards the man in the blue shirt. The background shows a modern office interior with large windows.

**“THE GREATEST OF ALL
ACHIEVEMENTS...ARE THE
RESULT OF THE COMBINED
EFFORT OF HEART AND HEAD
AND HAND WORKING IN
PERFECT COORDINATION.”**

PAUL P. HARRIS, FOUNDER



Contents

INTRODUCTION

- 4 **Background**
Why we're strengthening
our image
What we've done
What we need to do

WHO WE ARE

- 5 How we got here
- 6 Our values
- 7 Our voice

HOW WE ORGANIZE AND PRESENT OUR OFFERINGS

- 9 Our essence and organizing
principles
- 10 Signature system
- 11 What we call ourselves

OUR LOOK

- 12 **Visual toolkit overview**
- 13 **Logos**
Configurations
Color variations,
masterbrand
Color variations,
mark of excellence
Using the mark of
excellence
Clear space and minimum
sizes for print and
digital
Signature system for
clubs, districts,
and zones
Best practices
- 23 **Color palette**
Overview
Formula codes
Best practices
- 26 **Typography**
Primary, secondary,
and alternate type
Best practices
- 28 **Imagery**
Style overview and
subject matter
- 29 **Icons and information
graphics**
Overview
Areas of Focus icons

BRINGING THE PIECES TOGETHER

- 31 **Design inspiration**
Brochure covers
Interior spreads
Posters, vertical
Posters, horizontal
Pamphlets
Billboards
Digital
E-newsletters
Merchandise

ADDENDUM

- 54 **Message to licensees of
merchandise**
Logo registered trademark
usage
- 55 **Message to the Rotary
world magazine press**

CONTACT INFORMATION

- 56 **graphics@rotary.org**
rilicensingservices
@rotary.org

YOUR ROTARY MEMBER PIN



Recognized by Rotarians the world over, your Rotary pin remains unchanged as a proud symbol of membership.

COMING UP

Tools and templates will be available online in the coming months. These resources will make it easy to apply our new look to your brochures, PowerPoints, and other print and digital communications.

Why we're strengthening our image

For more than 100 years, Rotary has united leaders committed to applying their expertise to better their communities. Despite over a century of impact in communities around the world, Rotary does not get the recognition it deserves. We need to rethink how we tell our story so people everywhere understand what Rotary stands for, how we're different, and why it matters.

In 2011, Rotary embarked on a multiyear initiative of unprecedented scale to strengthen our image. In addition to expanding public understanding of what Rotary does, we want to motivate, engage, and inspire current and prospective members, donors, partners, and staff.

What we've done

To tell our story better, we first need to define it. Based on extensive global research, we:

**Defined our essence
to identify how Rotary is different
from other organizations**

**Brought our values to life
to ensure our actions support
our words**

**Established our voice
to reflect our distinct character**

**Clarified how we present
our offerings so people
understand what we do and
how they can engage**

**Refreshed our visual identity
to energize our look and feel
while celebrating our heritage**

What we need to do

Bringing our story to life is our next charge — and one that requires champions across levels, groups, and functions.

We are Rotary, and we have a great story to tell.

**It's up to all of us to protect,
promote, and deliver on that story
in all our interactions.**

This guide will help you apply our new look and voice. More resources will be available online in the coming months. Look for new tools and templates that will help you apply our new look to your brochures, PowerPoints, and other print and digital communications.

Through a unified Rotary image and message, we're not just enhancing our reputation, we're elevating the entire Rotary experience.

AN UNPRECEDENTED EVALUATION OF OUR IMAGE

Our global research revealed three insights.

Rotarians are responsible leaders — both socially and ethically

Connecting has and always will be the driving force behind Rotary

It's not just about global impact — we impact communities on a global scale

FRAMING OUR STRENGTHS FOR CLARITY AND IMPACT

Our research insights define who we are (responsible leaders), what we do (connect), and why it matters (community impact). Validation research revealed how to articulate these strengths in a compelling way.



Define leadership by mindset and approach, not labels or titles



Highlight connections and communities, not the individual



Clarify the type of impact Rotary makes (i.e., community impact scaled globally; lasting change)

What are "values?"

Values drive our behavior. They represent our beliefs, what we do, and how we act.

How did we define our values?

Our values are rooted in guiding principles that have always defined Rotary. Now, we want to bring our values to life by showing how we demonstrate them in communities around the world.

OUR VALUES

**Fellowship and
Global Understanding**



**We build lifelong
relationships**

Ethics and Integrity



**We honor our
commitments**

Diversity



**We connect diverse
perspectives**

**Vocational Expertise,
Service, and Leadership**



**We apply our leadership
and expertise to solve
social issues**

What is our voice?

Our voice is the unique tone and style in which we communicate.

Why is a distinctive voice important for Rotary?

There is no organization quite like Rotary. By using a unified voice in all our interactions, we ensure our communications capture our distinct character — and how people experience Rotary. By speaking, writing, and designing in one voice, our communications will look, feel, and sound unmistakably like Rotary.

How should we use our voice?

Our voice attributes serve as a guide for how we speak, write, and design. Use them as criteria to evaluate your communications. A variety of visual and verbal tools (e.g., copy, imagery, information graphics, etc.) can help us infuse our voice into all of our communications. For details about how to apply visual identity elements, see pages 12-30.

OUR VOICE IS...

Smart

THIS MEANS...

We look at problems from different angles and apply our expertise to address social issues in ways others cannot. We are insightful and discerning.

OUR COMMUNICATIONS ARE...

Knowledgeable
Perceptive
Confident

Compassionate

Tackling the world's toughest challenges requires empathy. We champion real people and stories that are relatable and universal.

Thoughtful
Sincere
Engaging

Persevering

We find lasting solutions to systemic problems at home and abroad. We speak with clarity and conviction.

Bold
Purposeful
Courageous

Inspiring

Motivated by the enduring connections and positive change we bring to communities and the world, we encourage others to take action. We convey hope, enthusiasm, and passion.

Upbeat
Hopeful
Visionary

Here are a couple of examples to demonstrate how our voice strengthens our message:

EXAMPLES	BEFORE (without Rotary's voice)	AFTER (in Rotary's voice)	WHY IT'S EFFECTIVE
<p>Invitation to prospective members to visit a local club</p>	<p>Rotary is ordinary people around the world working together to clean the environment, end polio, improve our communities, and accomplish other extraordinary things.</p> <p>Learn more at rotary.org.</p>	<p>It's amazing what we can accomplish when hearts and minds work together. See how leaders from countries, cultures, and occupations around the world are taking action — to enhance health, empower youth, promote peace, and improve their community.</p> <p>Join leaders at a Rotary club near you.</p>	<ul style="list-style-type: none"> • Is active, inspiring, and inviting • Balances compassion (hearts) and intelligence (minds) • Defines leadership by mindset (diverse perspectives) and action • Clarifies our impact • Includes a clear call-to-action
<p>Excerpt from Rotary.org</p>	<p>Rotary's Anniversary</p> <p>Rotary's 108th anniversary marks a year of both achievements in the fight to eradicate polio and a stepped-up commitment to finish the job. You can help by learning how to use advocacy to encourage governments to fund the vital work of polio eradication.</p>	<p>Another year, another chance to make history</p> <p>We're closer than ever to eradicating polio. But even as we celebrate our 108th year of community impact, we're reminded that there is much to do. Become an effective advocate for government funding so together we can finish the job.</p>	<ul style="list-style-type: none"> • Headline is inspiring versus descriptive • Highlights Rotary's persevering spirit • Is more compassionate and human (i.e., uses the collective "we") • Has a clear call-to-action

Our Essence and Organizing Principles

Our essence provides clarity

Three core ideas provide the clarity and focus to help every Rotary member answer the question, “What is Rotary?”

- 1 Rotary **joins leaders** from all continents, cultures, and occupations.
- 2 We **exchange ideas**, bringing our expertise and diverse perspectives to help solve some of the world’s toughest problems.
- 3 And we **take action** to bring lasting change to our communities around the world.

By centering our communications on our three core ideas, we reinforce what Rotary stands for, how we’re different from other organizations and why it matters today. This approach enables us, as individuals, to construct a powerful elevator speech — and collectively to tell a compelling and cohesive story.

What are Rotary’s organizing principles?

Our essence also provides a system for how we organize and present ourselves to the outside world. By mirroring the way people experience Rotary, these principles clarify why and how people should engage with us and drive understanding.

Organizing Principle	JOIN LEADERS		EXCHANGE IDEAS			TAKE ACTION	
Sub-categories	Emerging Leaders	Leaders	Shared Interests	Cultural Exchange	Global Understanding	Local	Global
Definition	Connect with leaders from all continents, cultures and occupations		Discover and celebrate diverse perspectives			Create positive change in our communities	
Engagement Level	JOIN LEADERS is the entry point. This is where Rotary, Rotaract, and Interact clubs live.		EXCHANGE IDEAS is the next level of engagement. It encompasses events and programs where people come together to discover shared interests, connect diverse perspectives, and foster global understanding.			TAKE ACTION encompasses service-related activities for highly engaged Rotarians, partners, and volunteers at both the local and global levels.	
Key Examples	Rotary Clubs Rotaract Clubs Interact Clubs RYLA		International Convention Youth Exchanges Shared Interest Fellowships Peace Fellowships			Club-level service projects PolioPlus Rotary Action Groups Rotary Community Corp	

Signature System

Organizing Principles

Calls-to-Action



Together, our organizing principles communicate what Rotary does. Individually, they are also calls-to-action. In other words, they communicate that, through Rotary, you can “Join Leaders,” “Exchange Ideas,” and “Take Action.” They are intended to supplement, and not serve as, primary headlines and messages.

When developing communications, think about whom we’re targeting and what we’re asking them to do. Here are some simple things to keep in mind when applying our organizing principles as **calls-to-action** or a **Rotary-wide sign-off**.

Construction for Calls-to-Action



Examples



What we call ourselves

We are Rotary

“Rotary” is the connective thread that binds Rotary International and The Rotary Foundation. Rotarians naturally refer to our organization as “Rotary.” Embracing “Rotary” as our communicative name is a simple, yet critical, step to unify our organization and strengthen our message.

ROTARY	ROTARY INTERNATIONAL	ROTARY FOUNDATION
OUR COMMUNICATIVE NAME	OUR LEGAL NAME AND SUPPORT ARM	OUR CHARITABLE ARM
What we call ourselves when referring to the enterprise as a whole in all communications	How we refer to our global association of 34,000 clubs and the governance and offices that support them	What we use when referring to Rotary’s fundraising and grant-making arm, when appropriate and/or legally required

**Focused, purposeful, inspiring,
with a touch of gold.**


Our visual toolkit contains the basic elements in our visual system.

It includes our logos, color palette, typography, iconography, and information graphic styles, along with photography style and suggested subject matter.

Each element is designed to work in harmony with the others while providing flexibility within a framework. When combined, they clearly convey our active leadership, our persevering spirit, and our compassion.

Colors p. 23-25

Rotary Leadership Colors




Secondary



Pastels



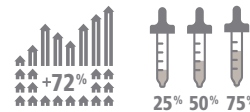
Neutrals



Iconography Style p. 29



Information Graphics p. 29



Imagery p. 28

Rotarians Uniting and Exchanging Ideas



Rotarians Taking Action for Community



Metaphorical



Typography p. 26-27

Licensed Option

Primary

**FRUTIGER BLACK
CONDENSED
ALL CAPS FOR
HEADLINES
AND MAIN NAV**

Frutiger
for subheads,
secondary nav,
info graphics,
and lockups
Light Italic
Roman *Italic*
Bold Italic
Black Italic
Ultra Black

Secondary

Sentinel
for body text,
secondary heads,
captions,
and callouts
Light Italic
Book Italic
Medium Italic
Semibold Italic
Bold Italic

Free Option

OPEN SANS CONDENSED
ARIAL NARROW
OPEN SANS

Arial

Georgia

Logos p. 13-22

Masterbrand Signature (Our Official Logo)



Mark of Excellence (Our Wheel)




For many years, our Rotary wheel stood alone as our logo on signage and communications materials. Although the words Rotary International were embedded in the wheel, they were hard to read from a distance. As a result, the general public did not always recognize Rotary's involvement in a project or activity.

That's why we decided to expand our official logo to include the word "Rotary" next to the wheel. This is our official logo and our masterbrand signature, which should be used whenever possible.


The Rotary wheel is our mark of excellence. In addition to being a component of our official logo, it may be scaled up for greater impact and used separately but in close proximity to the masterbrand signature.

For example, you could display a large Rotary wheel on the front of the podium at an event with the official logo showing above on a screen. Or you could use the scaled-up mark of excellence on the front of a brochure and the logo on the back. The design examples on pages 16, 35, and 40 show some easy ways to follow this guideline.

Masterbrand Signature (Our Official Logo)



Mark of Excellence (Our Wheel)



What logo format do I use for:

Print	.eps	spot or cmyk
Embroidery	.eps	spot or cmyk
Silkscreen	.eps	spot or cmyk
Word Doc (Print)	.png	rgb
PowerPoint	.png	rgb
Digital:		
Web/Email	.png	rgb
Tablet/Mobile		

Logos

Color Variations, Masterbrand

The full-color Rotary signature is our preferred version for use in digital environments and whenever printing with at least two colors. The word "Rotary" should appear in Rotary Royal Blue or white followed by our wheel in Rotary Gold, unless two-color printing is not possible or the background renders the gold illegible.

One-color variations of the Rotary signatures are supplied in black, Rotary Azure, and white for reverse type. These can be applied for one-color printing or on very complex backgrounds that may hinder legibility or appearance of colors.

Use the appropriate color version to maintain the best contrast and legibility: positive for light or white backgrounds and reversed for dark backgrounds.

Comparable metallic versions of Rotary colors may also be used for special circumstances.

For more details regarding our color palette, see pages 23-24.

What logo format do I use for:

Print	.eps	spot or cmyk
Embroidery	.eps	spot or cmyk
Silkscreen	.eps	spot or cmyk
Word Doc (Print)	.png	rgb
PowerPoint	.png	rgb
Digital:		
Web/Email	.png	rgb
Tablet/Mobile		

Full Color

Positive (for light or white backgrounds)



Rotary Royal Blue

Rotary Gold



Reversed (for dark backgrounds)



White

Rotary Gold



One Color

100% black



100% Rotary Azure



100% white (for dark backgrounds)



Logos


Color Variations, Mark of Excellence

The Rotary wheel — our mark of excellence — should appear in Rotary Gold, unless two-color printing is not possible or the background renders the gold illegible. When printing on a white background, be sure to use the correct color formulas, as shown on page 24. Sufficient ink coverage should produce a fully legible wheel as shown on the right.

One-color variations are supplied in black, Rotary Azure, and white for reverse type. These should be applied mainly for one-color printing.

Comparable metallic versions of Rotary Gold may also be used for special circumstances.

For more details regarding our color palette, see pages 23-24.



Rotary Gold

What logo format do I use for:

Print	.eps	spot or cmyk
Embroidery	.eps	spot or cmyk
Silkscreen	.eps	spot or cmyk
Word Doc (Print)	.png	rgb
PowerPoint	.png	rgb
Digital:		
Web/Email	.png	rgb
Tablet/Mobile		

Full Color





Dark image



Light image




Acceptable solid background colors



One Color



100% black



100% Rotary Azure



100% white (reversed)



Logos

Using the Rotary Wheel — Our Mark of Excellence

Use it BIG

Our mark of excellence is a symbol of our leadership. It should appear large on high-impact communications to make a bold statement and promote a sense of urgency.

Keep it near the masterbrand signature

The mark of excellence should appear with one of our signatures, and not appear alone. See the design examples on pages 31-40 for ideas on how to keep these elements in close proximity.


Avoid overuse

Reserve for covers or single-page marketing materials such as posters or advertising, if appropriate. Refrain from repeating it too many times within any communication or using it in subordinate situations such as interior spreads or secondary web pages.

For color options, refer to page 15.


Size

Size relationship of mark of excellence and masterbrand signature




Opacity

100% opaque on solids




Examples (mark of excellence in proximity to masterbrand signature)

Single-page communications



Multipage (front/back)



Logos

Clear Space and Minimum Sizes for Print

LOGO

MINIMUM SIZE FOR PRINT

Masterbrand signature

Minimum size is
13 mm / 0.5"


No restriction
on maximum height



Mark of excellence

Minimum size is 4x height
of the wheel in the nearby
masterbrand signature

No restriction
on maximum height



Minimum Ratio:
52mm / 2" when paired with the
masterbrand signature

What logo format do I use for:

Print	.eps	spot or cmyk
Embroidery	.eps	spot or cmyk
Silkscreen	.eps	spot or cmyk
Word Doc (Print)	.png	rgb
PowerPoint	.png	rgb
Digital:		
Web/Email	.png	rgb
Tablet/Mobile		








CLEAR SPACE



Clear space — that is, the space surrounding the masterbrand signature — is equal to the height of the capital “R” in the Rotary wordmark.

Logos

Clear Space and Minimum Sizes for Digital

LOGO	MINIMUM SIZE FOR DESKTOP/LAPTOP	MINIMUM SIZE FOR MOBILE/TABLET
<p>Masterbrand signature</p> <p>Minimum size is 60px</p> <p>No restriction on maximum height</p> 		
<p>Mark of excellence</p> <p>Minimum size is 4x height of the wheel in the nearby masterbrand signature</p> <p>No restriction on maximum height</p> 	<p>Minimum ratio:</p> <p>240px when paired with the masterbrand signature</p> <p>120px when paired with the simplified signature</p>	<p>Minimum ratio:</p> <p>320px when paired with the masterbrand signature</p> <p>160px when paired with the simplified signature</p>
<p>Simplified signature</p> <p>For digital small use and confined spaces</p> <p>Maximum height is under 60px for desktop/laptop 80px for mobile/tablet</p> <p>Minimum size is 30px for desktop/laptop 40px for mobile/tablet</p> 		

CLEAR SPACE



Clear space for masterbrand signature is equal to the height of the lowercase "o" in the Rotary wordmark.

Logos

Signature System for Clubs, Districts, and Zones

We have created special signature systems that allow you to identify your club, district, or zone on all your communications materials. In the coming months, we will provide a tool for every club to create its own signature. Rotary licensees will also be able to feature these signatures on merchandise.

Rotary Clubs

The Rotary club signature consists of the masterbrand signature plus the club name and should be used instead of the masterbrand signature on club-level communications.

The preferred configuration is Rotary Club [of/at] [Location], with the word Rotary coming first.

Two acceptable alternatives have been provided to cover variations of club names.

The positioning and size relationship between the Rotary wordmark and the wheel are fixed and should not be altered.

Districts and Zones

District and zone signatures consist of the masterbrand signature plus the district or zone number and should replace the masterbrand signature on district and zone communications.

When creating, use the same specifications as the club signatures above.

ROTARY CLUBS

Preferred

Rotary 
Club [of/at] [Location]

Acceptable alternates

[Location] Club [of/at]
Rotary 

[Location]
Rotary 
Club

0.25" / 6.4mm
0.22" / 5.6mm

0.5" / 13mm

Copy above and below:
Frutiger LT STD 45 Light, 12pt,
Rotary Royal Blue
right aligned to Rotary wordmark

Example of long club name

Rotary 
Club of Cota de Caza
Rancho Santa Margarita
del Sol

DISTRICTS AND ZONES

Districts

Rotary 
District 1239

Zones

Rotary 
Zone 33

Rotary 
Zones 24 & 32

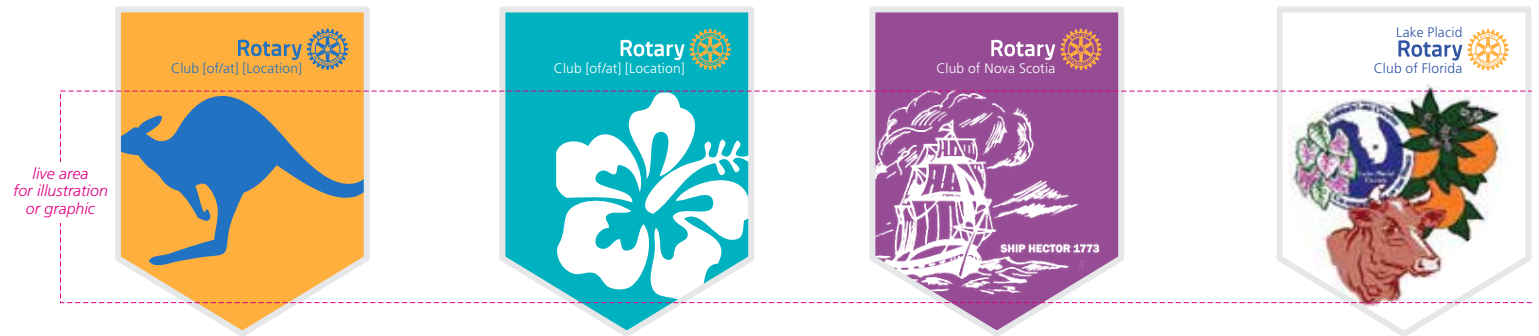
Rotary 
Zones 21b-27

Logos Signature System Clubs, Districts, and Zones

When creating club banners, position club signatures in the top right corner (see clear space, page 17) and keep custom illustrations within the live area.

ROTARY CLUBS

Banners



Logos Signature System Partners

Partners are external organizations that collaborate with Rotary to develop, support, and execute programs and service projects.

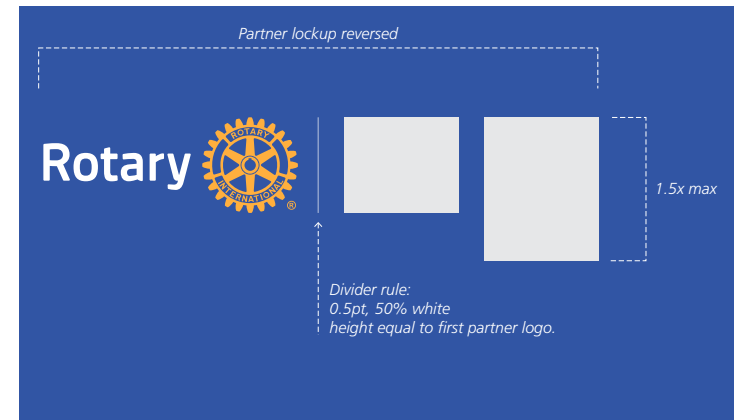
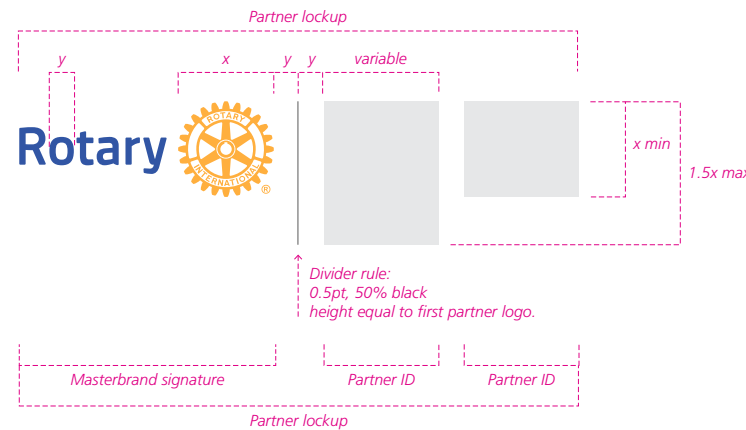
To create partnership lockups, follow the guidelines illustrated on this page.

Single or multiple partners may be displayed within the lockup, as long as consistent spacing of elements is maintained.

The minimum height for partner logos is equal to the Rotary logo, while the maximum height cannot exceed 1.5 times the Rotary logo. The width of partner logos may vary, but should not visually overpower the masterbrand signature.

PARTNERS

Construction



Examples: Strategic, Project, or Service Partners



Things to Avoid



Make sure the Rotary logo is as prominent as the partner logo. Keep the spacing equal between the partner logos and make sure the partner logo is no higher than the Rotary logo.


Example: Centers for Peace



Example: Fellowships



Masterbrand signature




Use the masterbrand signature on a background that has sufficient contrast.




Use a two-color masterbrand signature when printing in full color.



Keep the masterbrand signature clear of outlines, special effects, or other graphic elements.



Keep the masterbrand signature free of a holding shape and use the correct typeface.




Keep all elements undistorted and in the right order.


Mark of excellence



Keep the mark of excellence whole — never cropped.




Use Rotary colors specified on page 15 for the mark of excellence.



Size the mark of excellence correctly when using it with the logo, as shown on page 13.



Make sure the mark of excellence is completely legible.



Place the mark of excellence away from the logo.

We are smart, compassionate, persevering, and inspiring, and we've chosen a set of colors to express those attributes.

A few shades of **BLUE** and a touch of **GOLD** are our predominant colors. To create a unified look and feel, these leadership colors should be used more often than other colors in our palette. Use Rotary Azure most often, and reserve Rotary Sky Blue and Rotary Royal Blue to complement and highlight. Rotary Gold should be used as the "jewel" on a page.


Use secondary colors sparingly to create occasional emphasis or differentiation within a series, if applicable.

Pastels and neutrals provide the necessary flexibility when working with backgrounds, layouts, and hierarchy of information, without being overbearing.

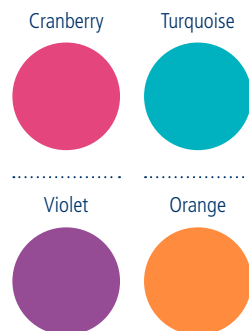
All colors have been carefully chosen to complement one another in most situations. They should be used in their pure format, never screened.

Comparable metallic versions of these colors may be used for special circumstances, such as signage or pins or when using foils for awards and certificates.

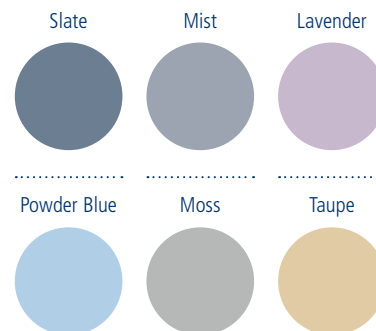
Rotary Leadership Colors




Secondary Colors



Pastels



Neutrals



Color Palette

Formula Codes

When using our color palette, be sure to apply the appropriate formulations listed on this page.

Our colors should not be screened or adjusted.

Coated and uncoated formulas are shown here for the following:


Pantone™ colors
CMYK for 4-color process
RGB for digital
Hexadecimal for web

To obtain ASE files for latest palette swatches, please contact graphics@rotary.org.

Rotary Leadership Colors



Azure
PMS 2175C
C99 M47 Y0 K0
PMS 2175U
C99 M53 Y0 K0
Hex #0050a2
R0 G93 B170



Sky Blue
PMS 2202C
C96 M0 Y6 K0
PMS 2202U
C94 M0 Y6 K0
Hex #019fcb
R1 G180 B231



Royal Blue
PMS 286C
C100 M80 Y9 K2
PMS 286U
C100 M92 Y9 K2
Hex #0c3c7c
R23 G69 B143



Gold
PMS 130C
C0 M41 Y100 K0
PMS 129U
C0 M35 Y100 K0
Hex #f7a81b
R247 G168 B27

Secondary Colors



Cranberry
PMS 214C
C0 M100 Y22 K0
Rubine RedU
C0 M100 Y22 K0
Hex #c10042
R217 G27 B92



Turquoise
PMS 7466C
C90 M0 Y38 K0
PMS 7466U
C88 M0 Y27 K0
Hex #018d8d
R0 G153 B153



Violet
PMS 2070C
C57 M91 Y0 K0
PMS 2070U
C54 M99 Y0 K0
Hex #872175
R135 G33 B117



Orange
PMS 2018C
C0 M68 Y95 K0
PMS 2018U
C0 M58 Y95 K0
Hex #ff7600
R255 G118 B0

Pastels



Slate
PMS 2165C
C68 M43 Y30 K9
PMS 2166U
C68 M46 Y30 K13
Hex #687d90
R104 G125 B144



Mist
PMS 2162C
C40 M23 Y18 K1
PMS 2162U
C42 M26 Y18 K4
Hex #9ea6b4
R158 G166 B180



Lavender
PMS 665C
C17 M20 Y0 K8
PMS 665U
C17 M20 Y0 K8
Hex #c6bcd0
R198 G188 B208



Powder Blue
PMS 290C
C25 M4 Y5 K0
PMS 545U
C28 M4 Y0 K0
Hex #c9dee9
R201 G222 B233



Moss
PMS 7537C
C36 M23 Y34 K0
PMS 7537U
C36 M23 Y30 K0
Hex #a7aca2
R167 G172 B162



Taupe
PMS 7501C
C13 M16 Y35 K0
PMS 7501U
C13 M16 Y35 K0
Hex #d9c89e
R217 G200 B158

Neutrals



Charcoal
Cool Gray 11C
C48 M22 Y24 K66
Cool Gray 11U
C15 M0 Y0 K60
Hex #58585a
R88 G88 B90



Pewter
Cool Gray 8C
C23 M11 Y13 K41
Cool Gray 8U
C10 M0 Y0 K50
Hex #919295
R145 G146 B149



Smoke
Cool Gray 5C
C0 M0 Y0 K33
Cool Gray 5U
C0 M0 Y0 K33
Hex #bcddc0
R188 G189 B192



Silver
Cool Gray 2C
C14 M10 Y13 K0
Cool Gray 2U
C14 M10 Y16 K0
Hex #e7e7e8
R231 G231 B232



Storm
Warm Gray 10C
C51 M46 Y55 K19
Warm Gray 10U
C51 M46 Y45 K19
Hex #675d58
R103 G93 B88



Ash
Warm Gray 7C
C41 M34 Y44 K4
Warm Gray 7U
C41 M38 Y37 K8
Hex #958d85
R149 G141 B133



Platinum
Warm Gray 3C
C25 M22 Y32 K0
Warm Gray 3U
C25 M22 Y28 K2
Hex #c5c1bb
R197 G193 B187




Cloud
Warm Gray 1C
C15 M12 Y17 K0
Warm Gray 1U
C15 M12 Y17 K0
Hex #e6e5d8
R230 G229 B216



Black
C0 M0 Y0 K100
Hex #000000
R0 G0 B0




White
C0 M0 Y0 K0
Hex #ffffff
R255 G255 B255



Reserve Rotary Gold for "pops" of color.



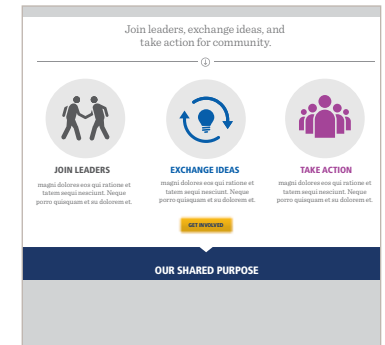
Highlight headings, subheads, icons, and buttons with colors from our palette.




Use the blues in our leadership colors as the predominant palette.



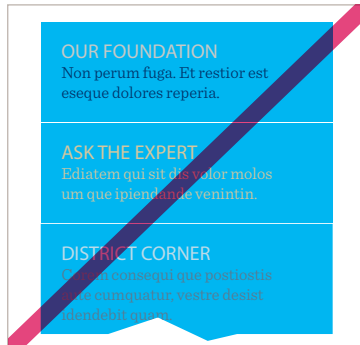
Use the secondary colors to highlight elements, but never as a dominant color.



Use neutrals and white space to achieve balance and clarity.




Use colors in our palette.



Use colors that offer sufficient contrast for readability.



Use colors that complement one another; use leadership colors for large areas.



Keep the background the same color rather than creating gradients.



Use fully saturated rather than tints or screened colors in our palette.

Licensed option - fonts for purchase

Primary*, use ALL CAPS condensed style for headlines and main navigation. Use regular style for secondary headlines, secondary navigation, info graphics, lockups, identifiers, or dense body copy.

FRUTIGER LT STD

ABCDEFGHIJKLMNO
PQRSTUVWXYZ
abcdefghijklmnopqrstu
vwxyz1234567890

47 Light Condensed

57 Condensed

67 Bold Condensed

77 Black Condensed

ABCDEFGHIJKLMNO
PQRSTUVWXYZ
abcdefghijklmnopqrstu
vwxyz1234567890

45 Light

46 *Light Italic*

55 Roman

56 *Italic*

65 Bold

66 *Bold Italic*

75 Black

76 *Black Italic*

95 Ultra Black

Secondary*, use for body text, secondary headlines, captions, callouts, or identifiers.

Sentinel

ABCDEFGHIJKLMNO
PQRSTUVWXYZ
abcdefghijklmnopqrstu
vwxyz1234567890

Light

Light Italic

Book

Book Italic

Medium

Medium Italic

Semibold

Semibold Italic

Bold

Bold Italic

Black

Black Italic

Free option - when Frutiger and Sentinel fonts are not available or are cost prohibitive

Primary, for digital applications

OPEN SANS CONDENSED

ABCDEFGHIJKLMNO
PQRSTUVWXYZ
abcdefghijklmnopqrstu
vwxyz1234567890

Condensed Light

Condensed Light Italic

Condensed Bold

OPEN SANS

ABCDEFGHIJKLMNO
PQRSTUVWXYZ
abcdefghijklmnopqrstu
vwxyz1234567890

Light

Regular

Italic

Bold

Primary, for Microsoft Office applications or when Open Sans Condensed is not available. Font should be used similarly to Frutiger for headlines, secondary navigation, etc.

ARIAL NARROW

ABCDEFGHIJKLMNO
PQRSTUVWXYZ
abcdefghijklmnopqrstu
vwxyz1234567890

Regular

Italic

Bold

Bold Italic

ARIAL REGULAR

ABCDEFGHIJKLMNO
PQRSTUVWXYZ
abcdefghijklmnopqrstu
vwxyz1234567890

Italic

Bold

Bold Italic

Secondary, for digital applications and Microsoft Office applications, or when Sentinel is not available. Font should be used similarly to Sentinel for body text, secondary headlines, etc.

Georgia

ABCDEFGHIJKLMNO
PQRSTUVWXYZ
abcdefghijklmnopqrstu
vwxyz1234567890

Regular

Italic

Bold

Bold Italic


* For information on purchasing these typefaces, contact graphics@rotary.org.



For emphasis, highlight one or two words using a larger type size or light-weight italic. When using italic, use a light weight and set all type to one size. Keep leading and kerning consistent.




Use Sentinel or Georgia for subheads and body copy.



Use bold or italic for emphasis only.



Use Frutiger or Arial in large point sizes for callouts and data visualization.



Use Frutiger or Arial styles for documents with dense body copy.



Use uppercase typography in headlines or subheads.




Watch your leading and kerning so that text doesn't look overly open, too tight, or uneven. Keep letterforms proportionate.



Use Frutiger rather than Sentinel or Georgia for headline text.



Use lighter weights for body copy.



Use colored type that has sufficient contrast.

Imagery

Style Overview and Subject Matter

Our photography focuses on connections and community.

Whenever possible, try to use shots depicting multiple Rotarians of diverse ethnicities and age ranges. Refrain from focusing on an individual, unless he or she is profiled or featured in a story.

If shot indoors, keep backgrounds blurry or nondescript so unattractive objects like drop-ceilings, dated chandeliers, exit signs, etc., are rendered less visible.

When beneficiaries are depicted, they should appear actively engaged with Rotarians or like active participants in a scene, not incidental observers in the background.

When choosing or shooting new photography, aim for the following:

- editorial or reportage style (fly-on-the-wall)
- candid poses or natural portraits
- real, natural, sincere, endearing expressions
- demonstrations of active leadership and impact
- special moments of camaraderie, friendship, warmth, and celebration
- movement and momentum
- rich full color, or black and white
- short depth of field with selective focus (people shot through crowds)
- wide angles
- natural backgrounds and real context (not solid portraiture backdrops or studio photography)

Rotarians Uniting and Exchanging Ideas

Single Rotarian



Small groups



Large groups



Rotarians Taking Action for Community

Single Rotarian



Small groups



Large groups



With beneficiaries



Without Rotarians



Metaphorical/Conceptual



Icons and Information Graphics Overview


When choosing or creating iconography and information graphics, look for styles that are simple, modern, and informative.

When housing icons in shapes, use circles to reinforce the shape of the Rotary emblem.

Use icons and information graphics to illustrate facts or aid in navigation, but do not apply them as logos.

Iconography Style

Examples



Organizing principles

Join Leaders




Exchange Ideas



Take Action



Information Graphics



Icons and Information Graphics

Areas of Focus Icons

AREAS OF FOCUS

Rotary has identified six areas of focus that reflect critical humanitarian issues and needs that Rotarians are addressing worldwide. Each icon to the right represents one facet of Rotary's six areas of focus:

- 1 Peace and conflict prevention/resolution
- 2 Disease prevention and treatment
- 3 Water and sanitation
- 4 Maternal and child health
- 5 Basic education and literacy
- 6 Economic and community development

Show all six icons together uniformly in one Rotary neutral color.

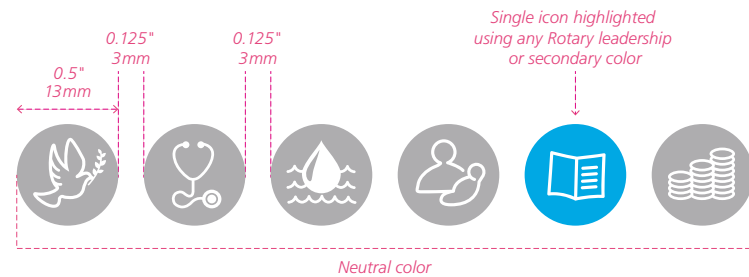
When discussing one specific area of focus, highlight that icon using any Rotary leadership or secondary color. All other icons should remain neutral.

When all areas are being discussed simultaneously, highlight all six icons using a single Rotary leadership or secondary color.

Use the same color to highlight the icons within a single document or communication.

Do not color code the six areas of focus, and do not alter proportions or the shape of the circle housing the symbols.

Horizontal configuration



Vertical configuration



Stacked configuration



Minimum sizes

Print



Digital – for desktop/laptop



Digital – for mobile/table



Enclose the icons in circles only. Use one Rotary color as background in the circles and another Rotary color to highlight the appropriate icons, as shown at the top of the page.



CONNECTING FOR COMMUNITY

The top two reasons people join Rotary are to give back to their communities and to connect with like-minded leaders and friends. Our members stay with Rotary year after year for the same reasons. What motivated you to join Rotary? What have you set out to accomplish with your club and as a Rotarian?

OUR COLLECTIVE IMPACT

Rotary brings together people like you — leaders from all cultures and occupations who want to use their distinct expertise for good. People whose sense of responsibility inspires them to give back to their communities. Who step forward to tackle the toughest challenges — and perseveres to create lasting change in communities around the world.

Together, we empower youth, improve health, promote peace, and advance our communities in all corners of the globe.

With 1.2 million members worldwide, our global community's impact has never been greater — and it continues to grow.

When Rotarians come together and commit to a cause, like our PolioPlus initiative, the magnitude of our impact is clear. And with the ongoing support of Rotarians like you, we will continue the fight to End Polio Now.

You joined Rotary because you want to make a difference. Because you believe in our motto: Service Above Self. Because you're committed to integrity and making change happen, and because the areas that we focus on are important to you.

Rotary's 1.2 million members combine their resources and connect across the world to move communities forward with clean water, health initiatives, education, and more.

Economic and community development global grants supported a grant recipient's plans to expand *Knobs*, the nonprofit clothing business she started to help impoverished women weavers in India.

Sponsors: Rotary Club of Carroll Place & Herwood, Greater London, England, and District 6100 (Illinois, USA)

Water and sanitation global grant provided free toilets and clean water facilities and encouraged good hygiene and disease prevention for 2,500 students in four schools in Adana, Turkey.

Sponsors: Rotary Club of Adana Cukuras, Turkey, and PISA, Brazil

Adopt a Village global grant renovated a schoolroom and provided books, supplies, and furniture, installed a water harvesting system, supported a vocational training team focusing on health issues, and formed and trained 25 microcredit groups in Moroni, Comoros.

Sponsors: Rotary Club of Kampala North, Uganda, and District 5340 (California, USA)

Share stories about your club's connections at blog.rotary.org

THE FOUR-WAY TEST

Of the things we think, say or do:

1. Is it **HONEST**?
2. Is it **FAIR** to all concerned?
3. Will it build **GOODWILL** and **BETTER FRIENDSHIPS**?
4. Will it be **BENEFICIAL** to all concerned?

- Peace and conflict prevention/resolution
- Disease prevention and treatment
- Water and sanitation
- Maternal and child health
- Basic education and literacy
- Economic and community development

MAKE YOUR MONEY WORK 3 TIMES AS HARD

Rotary and the Bill & Melinda Gates Foundation are extending their partnership during the critical endgame phase of the **Global Polio Eradication Initiative**. Find out how your donation can triple your impact!

LEARN
ENDPOLIONOW.ORG
DONATE
ROTARY.ORG/CONTRIBUTE

"ROTARY CONTINUES TO BE THE HEART AND SOUL OF POLIO ERADICATION."
 — Bill Gates, Co-Chair, Bill & Melinda Gates Foundation

"FAILURE TO ERADICATE POLIO IS UNTHINKABLE, FOREVER."
 — Margaret Chan, Director-General, World Health Organization

"WE'RE WORKING TO ENSURE THAT THE POLIOVIRUS WILL BE FOUND ONLY IN HISTORY BOOKS AND NOT IN CHILDREN."
 — Robert S. Scott, Chair, International Polio eradication Committee, Rotary International

"WE HAVE THE ABILITY TO PROTECT EVERY LAST PERSON, ESPECIALLY CHILDREN, FROM THIS ENTIRELY PREVENTABLE DISEASE."
 — Anthony Lake, Executive Director, UNICEF

"POLIO ANYWHERE IN THE WORLD IS A RISK EVERYWHERE IN THE WORLD."
 — Thomas Frieden, Director, U.S. Centers for Disease Control and Prevention

THE PROMISE

From 2013 to 2018, every us\$1 Rotary commits to WHO and UNICEF in direct support for polio immunization will be **matched a 1:1** (up to us\$25 million per year) by the Bill & Melinda Gates Foundation.

YOUR DONATION **US\$25** + **BILL & MELINDA GATES FOUNDATION** **US\$50**

TOTAL CONTRIBUTION **US\$75**

150 VESTS FOR VOLUNTEERS Bright vests make help those seeking vaccination to recognize health workers and volunteers easily.

75 VACCINE CARRIERS Oral polio vaccine must be kept cool to remain effective.

600 PURPLE FINGER MARKERS Children's sticky fingers are marked with purple ink to show they've been immunized.

WE'RE THIS CLOSE

Only three countries are polio-endemic:

AFGHANISTAN
NIGERIA
PAKISTAN

THE REMAINING 1% of polio cases are the most difficult to prevent because the virus persists in the hardest-to-reach areas.

YOU CAN HELP NOW →



NO ONE IN OUR
COMMUNITY
SHOULD GO
HUNGRY.
WITH OUR HELP,
NO ONE WILL.

Rotary 
Club [of/at] [Location]

TAKE ACTION: www.rotary.org

Rotary Club of [Location] Food Drive

All residents can give by placing non-perishable food at their doors.

Pick-up begins at 10:00 a.m. Saturday, October 6th.

Pre-packaged bags of items are available at the local IGA in varying dollar amounts.

Volunteers will check every front door in your town.



CELEBRATE DIVERSE
PERSPECTIVES.
DISCOVER SHARED
INTERESTS.



Lisbon 2013

Ea commodo consequat duis autem vel eum irire dolor in hendrerit in vulpue velit esse molestie consequat, vel illum doe eu feugiat nulla facilisis te feugait nulla facilisi.

eum iriure dolor in hrerit in vulputate velit esses molestie consequat, velo illum dolore eu feugiat augue duis dolore te estre feugait nulla facilisi.

Rotary  

EXCHANGE IDEAS: www.rotary.org

**NO ONE IN OUR
COMMUNITY
SHOULD GO
HUNGRY.
WITH OUR HELP,
NO ONE WILL.**

**Rotary Club
of [Location]
Food Drive**

All residents can give by placing non-perishable food at their doors.

Pick-up begins at 10:00 a.m. Saturday, October 6th.

Pre-packaged bags of items are available at the local IGA in varying dollar amounts.

Volunteers will check every front door in your town.

Rotary Club of [Location]
Club [abbr] [Location]

TAKE ACTION: www.rotary.org

**NO ONE IN OUR
COMMUNITY
SHOULD GO
HUNGRY.
WITH OUR HELP,
NO ONE WILL.**

**Rotary Club
of [Location]
Food Drive**

All residents can give by placing non-perishable food at their doors.

Pick-up begins at 10:00 a.m. Saturday, October 6th.

Pre-packaged bags of items are available at the local IGA in varying dollar amounts.

Volunteers will check every front door in your town.

Rotary Club of [Location]
Club [abbr] [Location]

TAKE ACTION: www.rotary.org

**NO ONE IN OUR
COMMUNITY
SHOULD BE COLD
THIS WINTER.
WITH OUR HELP,
NO ONE WILL.**

**Rotary Club
of [Location]
Coat Drive**

All residents can give by placing coats at their doors.

Pick-up begins at 10:00 a.m. Saturday, October 6th.

Volunteers will check every front door in your town.

Rotary Club of [Location]
Club [abbr] [Location]

TAKE ACTION: www.rotary.org

**NO ONE IN OUR
COMMUNITY
SHOULD BE COLD
THIS WINTER.
WITH OUR HELP,
NO ONE WILL.**

**Rotary Club
of [Location]
Coat Drive**

All residents can give by placing coats at their doors.

Pick-up begins at 10:00 a.m. Saturday, October 6th.

Volunteers will check every front door in your town.

Rotary Club of [Location]
Club [abbr] [Location]

TAKE ACTION: www.rotary.org



THE ROTARY EFFECT



Join leaders from all continents and cultures to take action in our communities and around the world.

Lorem ipsum dolorem su in vulpulate velit.



Typi non habent claritatem insitam; est usus legentis



Join leaders from all continents and cultures to take action in our communities and around the world.

Duis autem vel eum iriure dolor in hendrerit in vulpulate velit esse molestie consequat, vel illum dolore eu feugiat nulla facilisis at vero eros et accumsan et iusto odio dignissim qui blandit praesent luptatum zzril delenit augue dui dolore te feugiat nulla facilisi. Nam liber tempor cum soluta nobis eleifend option congue nihil imperdiet doming id quod mazim placerat facer possim.

Typi non habent claritatem insitam; est usus legentis in iis qui facit eorum claritatem. Investigationes demonstraverunt lectores legere me lius quod ii legunt.

Claritas est etiam processus dynamicus, qui sequitur mutationem consuetudium lectorum. Mirum est notare quam littera gothica, quam nunc putamus parum claram, anteposuerit litterarum formas humanitatis per seacula quarta decima et quinta decima. Eodem modo typi, qui nunc nobis videntur parum clari, fiant sollemne.

Lorem ipsum dolor sit amet, consectetur adipiscing elit, sed diam nonummy nibh euismod tincidunt ut laoreet dolore magna aliquam erat volutpat.

Lorem ipsum dolor sit amet.



Rotary International
One Rotary Center
1560 Sherman Ave.
Evanston, IL 60201-3698, USA

Tel: +1 866 976-8279 (toll-free)
Tel: +1 847-866-3000
Fax: +1 847-328-4101

THE ROTARY EFFECT



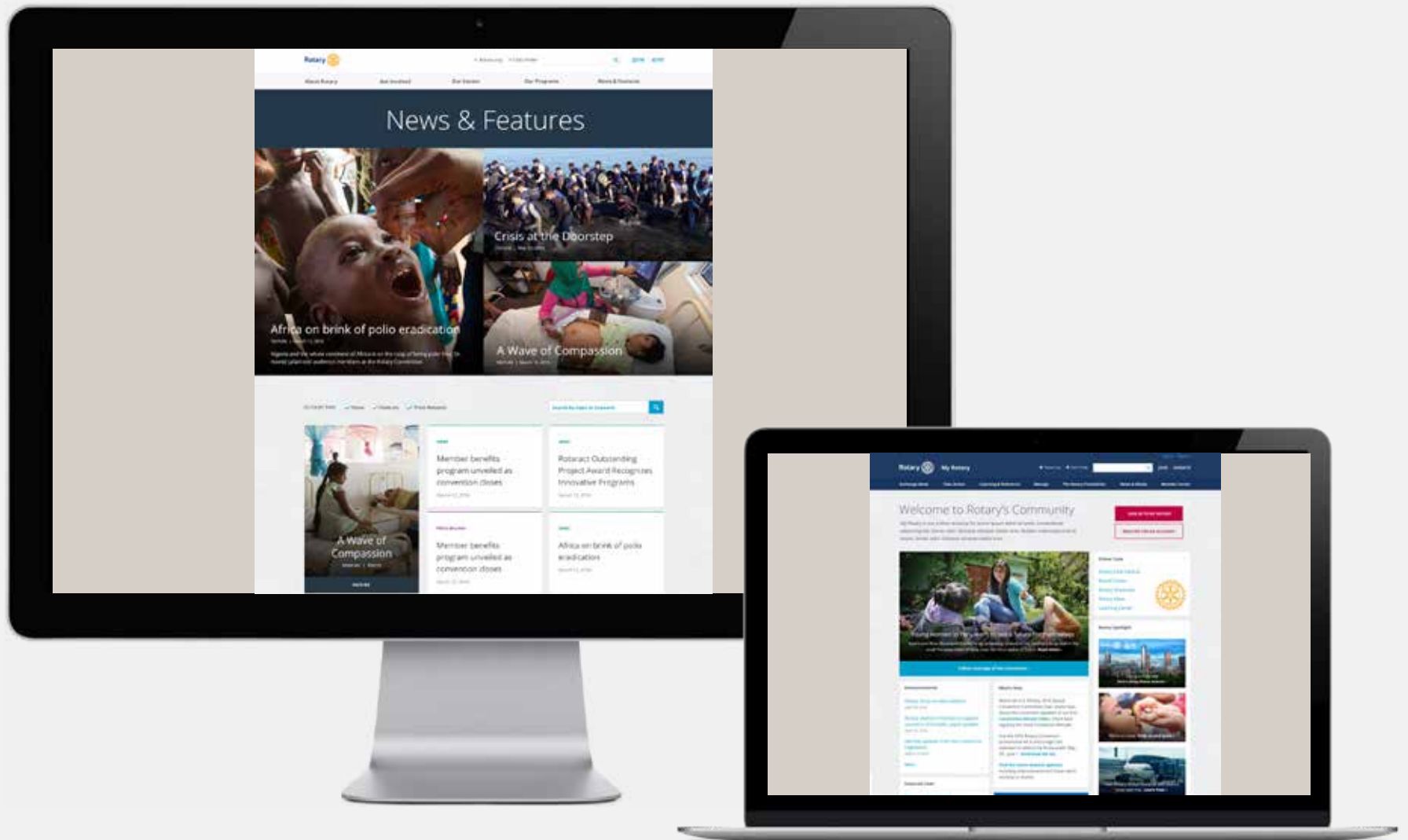
Join leaders from all continents and cultures to take action in our communities and around the world.

Rotary 

TAKE ACTION:
www.rotary.org

JOIN LEADERS,
EXCHANGE
IDEAS
AND TAKE
ACTION
FOR COMMUNITY







ROTARY LEADER

SPREAD THE WORD
Learn how new tools will help you tell Rotary's story

TOP PRIORITY
Help make history: End polio with Rotary, Gates Foundation

NEW GENERATIONS
Engage Rotary's future leaders

STRENGTH IN NUMBERS
Find tips for recruiting new members

MY ROTARY.ORG
Five things to know about our new website

At the 2013 Youth Exchange Officers Preconvention Meeting in Lisbon, Portugal, Vanessa Lee tells what she learned from living with a host family. [Learn more](#) about our Rotary Youth Exchange program.

Rotary 

HOW TO...

FIND A GRANT PARTNER



Rotarians in Maputo, Mozambique, needed an international partner to help finance a US\$55,100 project to upgrade a sanitation system and install a water tank at a school. They turned to their district contacts and soon learned of a Danish club seeking a host partner.

“Our club was looking for a Foundation project, as we had funds to use,” says Stein Schierenbeck, a member of the Rotary Club of Skanderborg, Denmark. “Being a club in the pilot district for the new **global grants**, we looked for areas of need within another pilot district.” Once the clubs connected, they obtained a Rotary Foundation global grant to complete the project. School officials and the contractor agreed to maintain the new facilities, meeting the grant’s sustainability requirement.

IF YOUR CLUB OR DISTRICT IS STRUGGLING TO FIND A PARTNER FOR AN INTERNATIONAL SERVICE PROJECT, CONSIDER THE FOLLOWING TIPS:

Be social.

Join RI’s **LinkedIn group**, which helps Rotarians share ideas and publicize project needs. You can also publicize your quest for a grant partner on your personal or club Facebook pages.

Talk to your district governor-elect.

The International Assembly is a great opportunity to share project proposals.

Attend an RI Convention.

Ask convention goers from your district to bring a list of projects to share with potential partners. The RI Convention is the ideal place to start collaborating.

Visit a project fair.

These annual regional events are hosted by Rotary districts worldwide to encourage international friendship and collaboration on service projects. For information about upcoming project fairs, contact rotary.service@rotary.org.

Search the Web.

Most districts have their own websites that help bring clubs and districts together on joint projects.

Visit Rotary’s new website.

Scheduled to launch soon, Rotary’s new site will have tools to help you find and connect with partner clubs and obtain resources for your projects. Contact rotary.service@rotary.org for more information.

ABOUT ROTARY LEADER

July 2013 — Volume 4, Issue 1

Rotary Leader, an electronic publication for Rotary club and district officers, is offered in eight languages: **English, French, German, Italian, Japanese, Korean, Portuguese, and Spanish**. *Rotary Leader* is published by Rotary International, One Rotary Center, 1560 Sherman Avenue, Evanston, IL 60201-3698 USA.

Web www.rotary.org **Fax** 847-866-9732 **Phone** 847-866-3000

Subscribe to *Rotary Leader* at www.rotary.org/rotaryleader. There is no charge to subscribe.

Submit to *Rotary Leader* at rotary.leader@rotary.org. Article ideas about club and district successes, including fundraisers, publicity efforts, service projects, and membership drives, are welcome. Please include descriptions, photos, and contact information in your email. Due to the high volume of submissions, we cannot promise to feature your story.

Editor Janis Young

Managing Editor Janice S. Chambers

Graphic Designer William Moran

Writers Daniela Garcia, Vanessa Glavinskas, Arnold Grahl, Dan Nixon, Antoinette Toscano

Photographers Alyce Henson, Monika Lozinska

Copy Editors Heather Antti, Beth Duncan

Proofreaders Kelly Doherty, Susan Hyland

Copyright © 2013 by Rotary International.





Merchandise

Rotary Member Pin


Rotary pins are immediately recognized by Rotarians everywhere as a proud symbol of membership. Our new guidelines make no changes to pin design or color, so your current member pin and all those available through Rotary's licensed suppliers are acceptable.

Rotary Member Pin



Outdoor
Road Sign

18" x 18" (45 cm. x 45 cm.) or 30" x 30" (76 cm. x 76 cm.) single or double sided (Azure background)



18" x 18" (45 cm. x 45 cm.) Sign—Mark of Excellence at 14" x 14" (35 cm. x 35 cm.)

30" x 30" (76 cm. x 76 cm.) Sign—Mark of Excellence at 23" x 23" (58 cm. x 58 cm.)

Azure Information Sign

8"x24" (20 cm. x 61 cm.) (3 lines) or 10"x24" (25 cm. x 61 cm.) (4 lines)

**ROTARY CLUB OF
EVANSTON LIGHTHOUSE
CHARTERED 1985**

**ROTARY CLUB OF
EVANSTON LIGHTHOUSE
CHARTERED
1985**

White Information Sign

8"x24" (20 cm. x 61 cm.) (3 lines) or 10"x24" (25 cm. x 61 cm.) (4 lines)

**ROTARY CLUB OF
EVANSTON LIGHTHOUSE
CHARTERED 1985**

**ROTARY CLUB OF
EVANSTON LIGHTHOUSE
CHARTERED
1985**

If possible, use Frutiger Condensed Bold or
Arial Narrow Bold for sign text.

Merchandise

Aluminum Meeting Sign

BRINGING THE PIECES TOGETHER


Voice and Visual
Rotary Guidelines

September 2016

44


Azure Aluminum Meeting Sign

12"x15" (30 cm. x 38 cm.)



White Aluminum Meeting Sign

12"x15" (30 cm. x 38 cm.)



If possible, use Frutiger Condensed Bold or Arial Narrow Bold for sign text.

Merchandise

Plaque
Meeting Sign

BRINGING THE PIECES TOGETHER

Voice and Visual
Rotary Guidelines

September 2016

45

Azure Plaque Meeting Sign

12"x15" (30 cm. x 38 cm.)





White Plaque Meeting Sign

12"x15" (30 cm. x 38 cm.)



If possible, use Frutiger Condensed Bold or Arial Narrow Bold for sign text.



Tag should include the Rotary masterbrand signature **Rotary** .

Azure Name Badge

3"x5"x2" (7 cm. x 5 cm.)



NEW
MEMBER

10-YEAR
MEMBER

PERFECT
ATTENDANCE

White Name Badge

3"x5"x2" (7 cm. x 5 cm.)



NEW
MEMBER

10-YEAR
MEMBER

PERFECT
ATTENDANCE

Merchandise

Rotary T-shirt

T-shirt Front

2-Color



T-shirt Back

2-Color



Merchandise

Rotary T-shirt

T-shirt Front

1-Color



T-shirt Back

1-Color



Club Polo Front

2-Color



Club Polo Front

2-Color



See page 19 for club, district, zone, and e-club signature specs.

Club Polo Front

1-Color



Club Polo Front

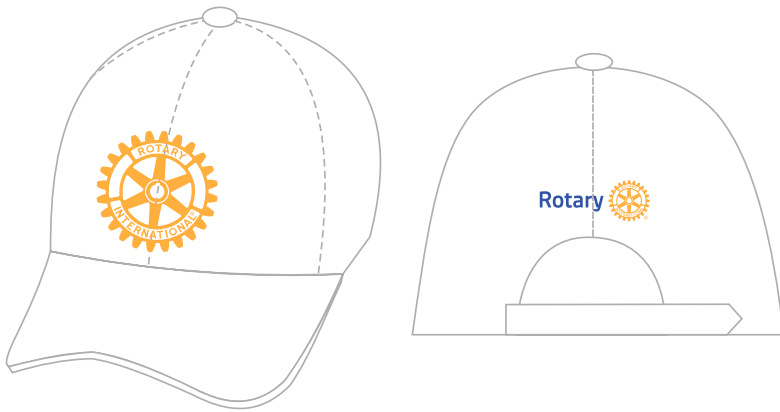
1-Color



See page 19 for club, district, zone, and e-club signature specs.


Hat - 2-Color

Design I - White

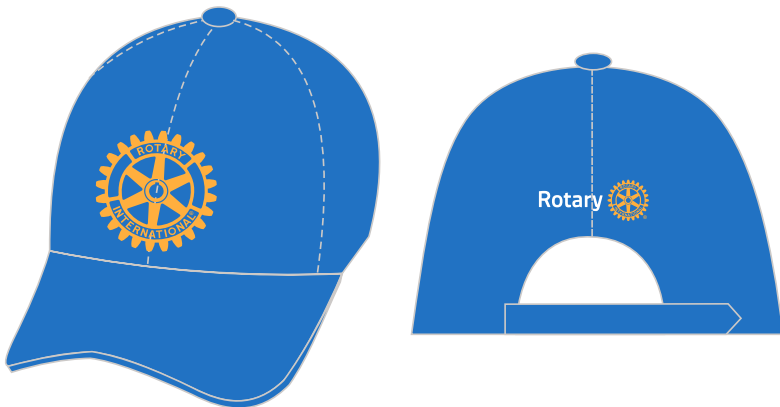


Hat - 1-Color

Design II - White



Design I - Azure



Design II - Azure



Merchandise

Coffee Mug

Mug - 2-Color

Design I - Front/Back



Mug - 1-Color

Design I - Front/Back



Club Design I - Font/Back



Club Design I - Front/Back



We recently completed an initiative to Strengthen Rotary that has resulted in new signature systems, color palettes, and other changes to our visual identity. These guidelines are designed to help you adapt to our new look and understand the thinking behind it. In addition to specific requirements for the use of our signatures and mark of excellence, we've included some examples of how to use these assets on signage, banners, and merchandise.

We realize that you may not be able to implement the new look immediately. But as you deplete your stock, we ask that you follow these guidelines in creating new items so that Rotary clubs and districts can present a fresh and unified look to the world.

Working together, we can ensure that Rotary achieves a more prominent and recognizable image in communities throughout the world.

Registered trademark usage

ROTARY, ROTARY CLUB, ROTARIAN, MARK OF EXCELLENCE, ROTARY SIGNATURE, INTERACT, ROTARACT and other Rotary marks are trademarks owned by Rotary International. Our official licensees may use these marks under guidelines set forth in the *Rotary Code of Policies* provided they reproduce the marks accurately and clearly.

Whenever possible, we ask that you use the registered trademark symbol ® in conjunction with the marks on

your Rotary-licensed merchandise. Before you produce any new goods, contact our Licensing staff at RILicensingServices@rotary.org so that we can discuss if the ® symbol will reproduce clearly on those items.

We're recommending the use of some fonts that require a license. If you are using those fonts, make sure you have the proper licenses and permissions. We also suggest alternate fonts that do not require a license.

Make sure you have the proper permissions before reproducing photographs or other art on any of your Rotary-licensed merchandise.

Message to the Rotary World Magazine Press

ADDENDUM

Voice and Visual Rotary Guidelines

September 2016




55

The Strengthen Rotary initiative resulted in the creation of new signature systems, color palettes, and other changes to our visual identity. These guidelines help you adopt our new look and understand the thinking behind it.

We ask that you use our new official Rotary logo on the cover of your magazine — preferably near

the bottom of the page — the homepage of your website, and any collateral materials that you produce. We also ask that you not use the wheel as the letter “O” or place it within the title of your magazine. On pages 31-53, you’ll find some examples of how to use our new visual identity on your magazines and other materials.

We know that some magazines have already begun to apply our new visual identity. By adopting and promoting this new look, you will greatly support Rotary’s effort to achieve a more consistent and recognizable image throughout the world.



CONTACT INFORMATION

Inquiries

For general questions or questions about purchasing/downloading Pantone™ color swatches or purchasing recommended typefaces:

graphics@rotary.org

Licensing inquiries

For manufacturers/distributors interested in selling or distributing Rotary emblem merchandise and Rotary clubs wishing to sell Rotary emblem merchandise for fundraising purposes:

rilicensingservices@rotary.org