



## How to Enter Goals in Rotary Club Central


Go to My Rotary  
(<https://my.rotary.org/en>)




Enter the site using the “Sign in” link. (If you do not have a My Rotary account, click “Register” to establish your account; then return to My Rotary and use your login credentials to begin.)



Click **Manage** (on the top menu)



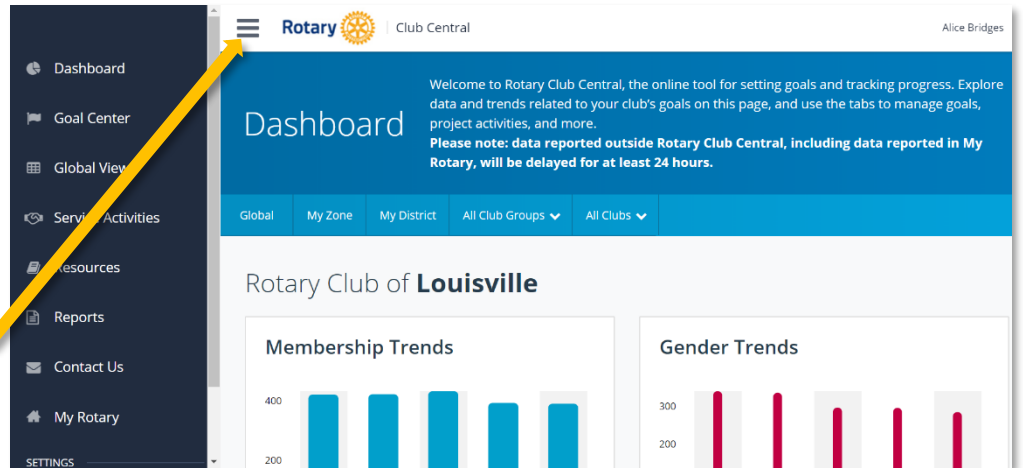
Go to *Rotary Club Central* (under “Club & District Administration”) – wait to be signed in to RCC2. This may take a minute, so be patient!




Once signed in, you will see your Dashboard.

You should see a welcome message and navigation menus below and to the left (items that appear on these menus will vary based on your level of access).

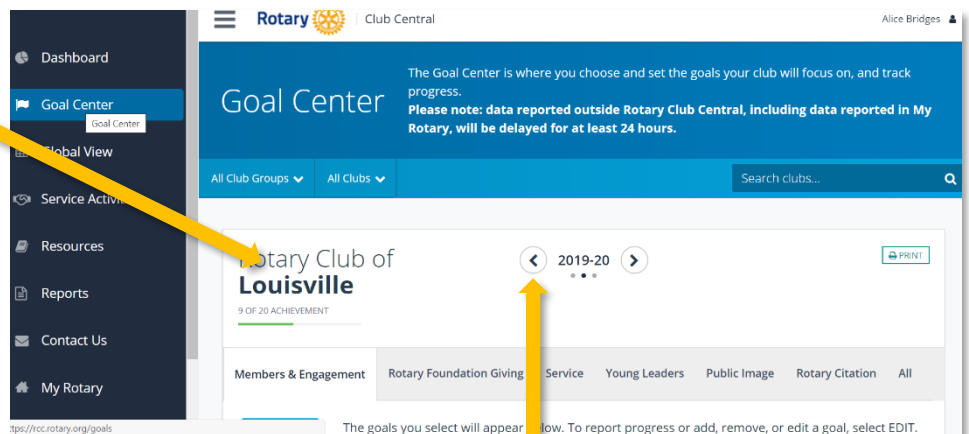
If you do not see the menu on the left, click the three horizontal lines next to "Rotary Club Central" – this toggles to display or hide the menu.



On the left side menu, go to **Goal Center**.



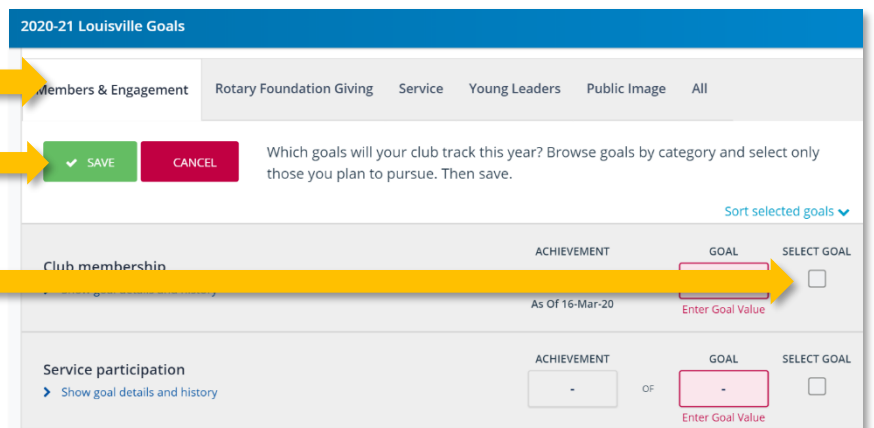
You should see your club name and achievements to date for the year displayed.



You can go to the previous year or the next year by clicking this arrow. (Note: It may be helpful to look at the goals for the previous year(s) to help you make decisions on goals for the current year.)

The default tab is Members & Engagement

Note the Save/Cancel buttons.



If you don't see the question about tracking goals, this means something has already been selected or entered for the year; click **Edit** to get started.

9 OF 20 ACHIEVEMENT

Members & Engagement Rotary Foundation Giving Service Young Leaders Public Image Rotary Citation All

The goals you select will appear below. To report progress or add, remove, or edit a goal, select EDIT.

Club membership 383 OF 414

Follow these steps to set AND select goals for 2020-2021 in each area. **First—click 2020-2021.**

## Members & Engagement

### Club Membership

Enter the number of members you expect to have by the end of June 2021. Click the blue link for “Show goal details and history” if you want to find out more.

### Service Participation

Enter the number of members you expect will participate in Club service activities during the Rotary year.

### New Member Sponsorship

Enter the number of members you expect will sponsor a new Club member during the Rotary year.

### Rotarian Action Group Participation

Enter the number of members you expect will be a member of a Rotarian Action Group during the Rotary year.

### Leadership Development

Enter the number of members you expect will participate in leadership development programs or activities during the Rotary year.

### District Conference Attendance

Enter the number of members you expect to attend the district conference in 2021.

### Rotary Fellowship Participation

Enter the number of members you expect will belong to a Rotary Fellowship during the Rotary year.

### District Training Participation

Enter the number of club committee chairs who you expect will attend the district training assembly in August, 2020.

Members & Engagement Rotary Foundation Giving Service Young Leaders Public Image All

Which goals will your club track this year? Browse goals by category and select only those you plan to pursue. Then save.

Sort selected goals

	ACHIEVEMENT	OF	GOAL	SELECT GOAL
Club membership <a href="#">Show goal details and history</a>	-		- Enter Goal Value	<input type="checkbox"/>
Service participation <a href="#">Show goal details and history</a>	-		- Enter Goal Value	<input type="checkbox"/>

New member sponsorship <a href="#">Show goal details and history</a>	ACHIEVEMENT	OF	GOAL	SELECT GOAL
	-		- Enter Goal Value	<input type="checkbox"/>
Rotarian Action Group participation <a href="#">Show goal details and history</a>	ACHIEVEMENT	OF	GOAL	SELECT GOAL
	-		- Enter Goal Value	<input type="checkbox"/>
Leadership development participation <a href="#">Show goal details and history</a>	ACHIEVEMENT	OF	GOAL	SELECT GOAL
	-		- Enter Goal Value	<input type="checkbox"/>
District conference attendance <a href="#">Show goal details and history</a>	ACHIEVEMENT	OF	GOAL	SELECT GOAL
	-		- Enter Goal Value	<input type="checkbox"/>

*\*In every goal, you can click the blue link for “Show goal details and history” to find out more. As you fill out each goal, you can also opt to select that goal to count towards the Rotary Citation. When you are finished, click **Save**.*

## Rotary Foundation Giving

Click the tab on the menu bar for Rotary Foundation Giving.

Browse goals by category and select those you plan to count towards the Rotary Citation. Then **save**.

### Annual Fund Contributions

Enter the dollar amount you expect your Club to contribute to The Rotary Foundation Annual Fund

### PolioPlus Fund Contributions

Enter the dollar amount you expect your Club to contribute to The Rotary Foundation PolioPlus Fund

### Major Gifts

Enter the number of single outright donations of \$10,000 or more you expect will be made during the Rotary year.

### Bequest Society Members

Enter the number of individuals or couples you expect who will plan to leave \$10,000 or more to The Rotary Foundation through their estate.

### Benefactors

Enter the number of individuals or couples you expect who will plan to include The Rotary Foundation Endowment Fund as a beneficiary of their estate or who will make an outright gift of \$1,000 or more to the Endowment Fund.

*\*In every goal, you can click the blue link for "Show goal details and history" to find out more. As you fill out each goal, you can also opt to select that goal to count towards the Rotary Citation.*

The screenshot shows the 'Rotary Foundation Giving' tab selected in the top menu bar. Below the menu, there are two buttons: 'SAVE' (green) and 'CANCEL' (red). A yellow arrow points from the 'SAVE' button to the text 'Then save.' in the first instruction block. Another yellow arrow points from the 'Rotary Foundation Giving' tab to the top of the page. The main content area displays a list of goal categories, each with a 'Show goal details and history' link, an 'ACHIEVEMENT' field, an 'OF' field, a 'GOAL' field with a red border and 'Enter Goal Value' text, and a 'SELECT GOAL' checkbox. The categories listed are: Annual Fund contributions, PolioPlus Fund contributions, Major gifts, Bequest Society members, and Benefactors. A yellow arrow points from the 'SAVE' button to the 'GOAL' field of the 'Major gifts' category.

Category	ACHIEVEMENT	OF	GOAL	SELECT GOAL
Annual Fund contributions <a href="#">Show goal details and history</a>	- USD As Of 16-Mar-20		- Enter Goal Value	<input type="checkbox"/>
PolioPlus Fund contributions <a href="#">Show goal details and history</a>	- USD As Of 16-Mar-20		- Enter Goal Value	<input type="checkbox"/>
Major gifts <a href="#">Show goal details and history</a>	- As Of 16-Mar-20		- Enter Goal Value	<input type="checkbox"/>
Bequest Society members <a href="#">Show goal details and history</a>	- As Of 16-Mar-20		- Enter Goal Value	<input type="checkbox"/>
Benefactors <a href="#">Show goal details and history</a>	- As Of 16-Mar-20		- Enter Goal Value	<input type="checkbox"/>

When you are finished entering goals, click **Save**.

## Service

Click the tab on the menu bar for **Service**.

Browse goals by category and select those you plan to count towards the Rotary Citation. Then **save**.

Enter the number of service projects you expect your club to complete during the Rotary year.

*\*Click the blue link for “Show goal details and history” to find out more. You can also select that goal to count towards the Rotary Citation. When you are finished, click **Save**.*

Service projects	ACHIEVEMENT	OF	GOAL	SELECT GOAL
<a href="#">Show goal details and history</a>	-		- Enter Goal Value	<input type="checkbox"/>

## Young Leaders

Click the tab on the menu bar for **Young Leaders**.

Browse goals by category and select only those you plan to pursue. Then **save**.

### Rotaract Clubs

Enter the number of new and existing Rotaract clubs your club will sponsor during the Rotary year.

### Interact Clubs

Enter the number of new and existing Interact clubs your club will sponsor during the Rotary year.

### Inbound Youth Exchange Students

Enter the number of Rotary Youth Exchange students your club will host during the Rotary year (students who will be coming to your area and staying with your members).

### Outbound Youth Exchange Students

Enter the number of Rotary Youth Exchange students your club will sponsor during the Rotary year (students your club will be sending to other areas).

### RYLA Participation

Enter the number of individuals your club will sponsor to participate in Rotary Youth Leadership Awards events during the Rotary year.

*\*Click the blue link for “Show goal details and history” to find out more. As you fill out each goal, you can also opt to select that goal to count towards the Rotary Citation , When you are finished, click **Save**.*

Rotaract clubs	ACHIEVEMENT	OF	GOAL	SELECT GOAL
<a href="#">Show goal details and history</a>	-		- Enter Goal Value	<input type="checkbox"/>
<a href="#">Show goal details and history</a>	-		- Enter Goal Value	<input type="checkbox"/>
<a href="#">Show goal details and history</a>	-		- Enter Goal Value	<input type="checkbox"/>
<a href="#">Show goal details and history</a>	-		- Enter Goal Value	<input type="checkbox"/>
<a href="#">Show goal details and history</a>	-		- Enter Goal Value	<input type="checkbox"/>

## Public Image

Click the tab on the menu bar for **Public Image**.

Browse goals by category and select those you plan to count towards the Rotary Citation. Then **save**.

### Strategic Plan

If your club has an up-to-date strategic plan, slide the **Achievement** button to “yes”; it will turn green and a checkmark will appear.

If your club does not have a strategic plan, leave this section as is.

### Online Presence

If your club has an online presence and it accurately reflects current activities, slide the **Achievement** button to “yes”; it will turn green and a checkmark will appear.

### Social Activities

Enter the number of social activities your club will hold outside regular meetings during the Rotary year.

### Update Website and Social Media

Enter the number of times per month your club will update their website or social media accounts during the Rotary year; You can click the blue link for “Show goal details and history”

### Media Stories About Club Projects

Enter the number of media stories you expect will cover your club’s projects during the Rotary year.

### Use of Official Rotary Promotional Materials

If your club uses Rotary International’s advertising and public service materials available in the Brand Center to promote Rotary in your community during the Rotary year, slide the button under “Achievement” to indicate yes (it will turn green and a checkmark will appear); If not, leave this section as is; You can click the blue link for “Show goal details and history” if you want to find out more

*\*Click the blue link for “Show goal details and history” to find out more. As you fill out each goal, you can also opt to select that goal to count towards the Rotary Citation.*

The screenshot shows the 'Public Image' tab selected in the top menu bar. Below the menu, there are 'SAVE' and 'CANCEL' buttons. A text prompt asks: 'Which goals will your club track this year? Browse goals by category and select only those you plan to pursue. Then save.' A 'Sort selected goals' dropdown is visible. The main area lists several goals with 'ACHIEVEMENT' buttons and 'SELECT GOAL' checkboxes. The 'Strategic plan' goal has its achievement button set to 'NO/YES'. The 'Social activities', 'Update website and social media', and 'Media stories about club projects' goals have input fields for goal values and their achievement buttons are set to 'NO/YES'. The 'Use of official Rotary promotional materials' goal has its achievement button set to 'NO/YES'.


Goal Category	Achievement	Goal Value	Select Goal
Strategic plan <a href="#">Show goal details and history</a>	NO/YES	-	<input type="checkbox"/>
Online presence <a href="#">Show goal details and history</a>	NO/YES	-	<input type="checkbox"/>
Social activities <a href="#">Show goal details and history</a>	ACHIEVEMENT	GOAL: - <small>Enter Goal Value</small>	<input type="checkbox"/>
Update website and social media <a href="#">Show goal details and history</a>	ACHIEVEMENT	GOAL: - <small>Enter Goal Value</small>	<input type="checkbox"/>
Media stories about club projects <a href="#">Show goal details and history</a>	ACHIEVEMENT	GOAL: - <small>Enter Goal Value</small>	<input type="checkbox"/>
Use of official Rotary promotional materials <a href="#">Show goal details and history</a>	ACHIEVEMENT	-	<input type="checkbox"/>

When you are finished, click **Save**.

## Service Activities

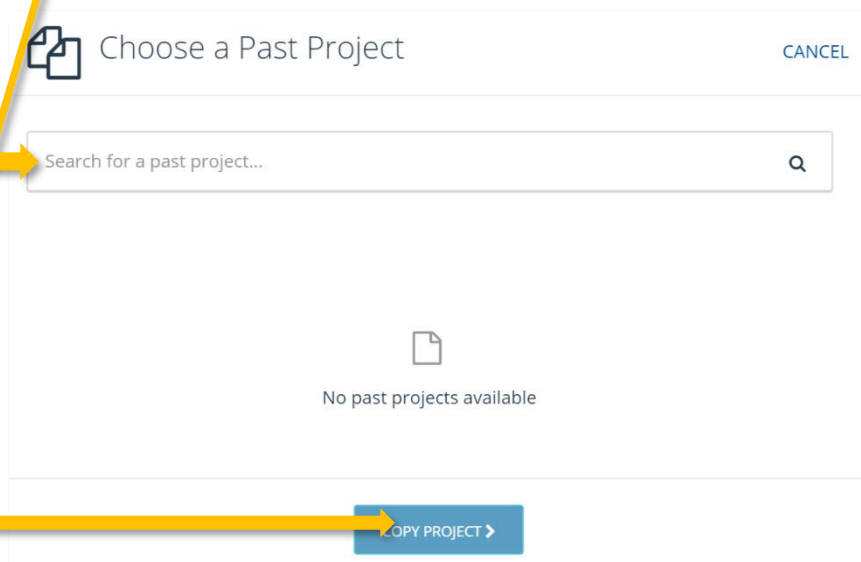
Go to **Service Activities** on the left-side menu to enter details about your projects throughout the year.

If you have projects you do every year, you can click **Repeat Past Service Project**.



Import projects from the **Rotary Showcase** by clicking here. Select a showcase project and click **Import Project**.

Once the pop-up screen populates, select the project you will do again. You can search for past projects.



Click **Copy Project**.

Enter all the information required in the **Service Summary** section, then Click **Save**.

Use the **Add New Service Project** button for new initiatives and use the **Service Summary** section to enter all information required. Click **Save**.

NOTE: For some categories, there will be a pop-up menu such as **Areas of Focus** where you will select the associated Rotary area of focus.

Once all service projects are entered, slide the button under **Project Complete** and click **Save** at the top of the page.

Service Summary							
NUMBER OF PROJECTS		TOTAL VOLUNTEER HOURS		TOTAL CASH CONTRIBUTIONS		TOTAL VALUE OF DONATED GOODS AND SERVICES	
0	0	0.0	0.0	0.0	0.0	0.0	0.0
Projected	Achievement	Projected	Achievement	Projected	Achievement	Projected	Achievement

As you enter projects, you can see progress throughout the year.

Keeping Track

Once you enter all your Club goals, you can use the **All** tab to see the entire list, to update them, and to track your progress throughout the Rotary year.

When your year is completed (or as the year progresses), return to the Goal Center and Service Activities and enter your data. Some items will update automatically (such as Rotary Foundation giving) from Rotary International.

These goals and achievements give you a snapshot of what your Club accomplished in your Rotary year and provide valuable data, especially for your next President. Each section may also be printed if you need a hard copy.

Rotary Citation

If you lose track of the handout on the Rotary Citation, you can always find that information in the Resources section.

Click on **Resources**.

You'll find the Citation Webpage, Achievement Guide and Citation Dashboard.

Dashboard

Goal Center

Global View

Service Activities

Resources

Reports

Contact Us

Messaging Guide

Rotary Videos

Rotary Citation Resources

RESOURCE	DESCRIPTION
Rotary Citation Webpage	Learn more about the Rotary Citation and download a copy of the brochure.
Rotary Citation Achievement Guide	Tips and tricks for mastering the Rotary Citation.
Reports: Rotary Citation Dashboard	Navigate to the Awards section of the reports page to check club progress toward the Rotary Citation.