

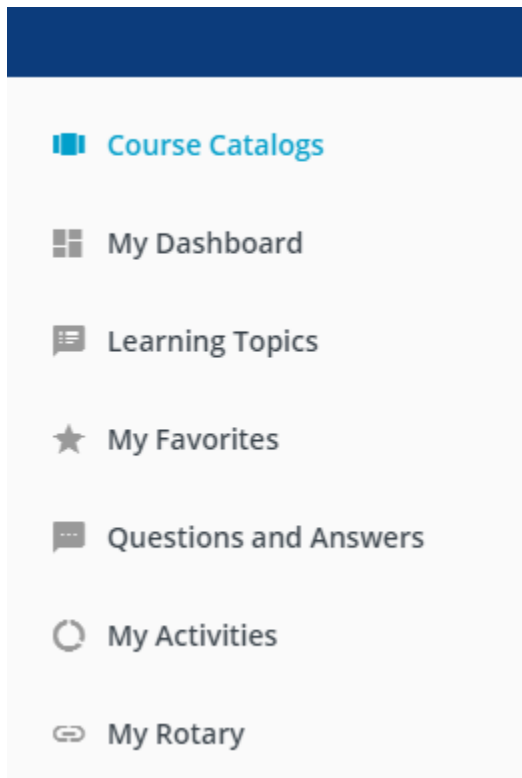
## How to Connect to the District 6710 Grant Management Seminar in Rotary's Learning Center

When you connect to the Learning Center, look for the little icon of three horizontal lines in the upper left corner:






### Course Catalogs



Click on that icon and choose "My Dashboard" from the drop-down menu.



One of the items there (maybe the only one, if you haven't selected other courses), will be District 6710. Click on that.

 <p><b>Rotary</b> District 6290</p> <p>E-LEARNING 45:00</p>	<p>English   Learner</p> <p>★★★★★</p>
<p><b>IN PROGRESS</b></p>  <p><b>LEARNING PLAN</b></p>	<p><b>District 6710</b></p> <p>1 courses</p>
 <p><b>Rotary</b> District 6710</p> <p>E-LEARNING 15:00</p>	<p><b>Access to Learning Center Reports</b></p> <p>English   Learner</p> <p>★★★★★</p>

Now you can choose to start the District 6710 Grant Management Seminar Learning Plan. You don't have to do it all in one sitting – you can stop and come back to it whenever you want.

		<p><b>District 6710 - Grant Management Seminar</b></p> <p>Seminar to qualify clubs to participate in Rotary Foundation grant programs.</p> <p>E-Learning</p>
--	--	--