

## Accessing the Membership Success Center

The Membership Success Center is accessed through DACdb, and users enter the database in their Club, District and Zone – no navigation needed.

### **Step 1:**

Start on the **District Tab** in DACdb:



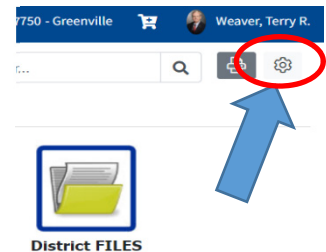
### **Step 2:** Look for:



MAP Database

### **Step 2a:**

If you don't see the MAP Icon on your workspace, click the "cog" icon at the top right, just beneath your name: :



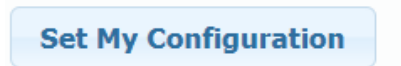
### **Step 2b:**

Click and drag the MapSys icon from the Available Icons space to the Icons Displayed space.



### **Step 2b** from above:

Click Set My Configuration:



### **Step 3:**

Back on the District tab, Look for:



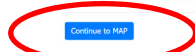
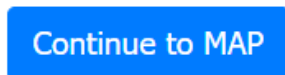
MAP Database

### **Step 4:**

Clicking on the MAP Database Icon, the MAP Database redirect page opens. Click



MAP Database



You will enter the Membership Success Center in your own club, district and zone.