
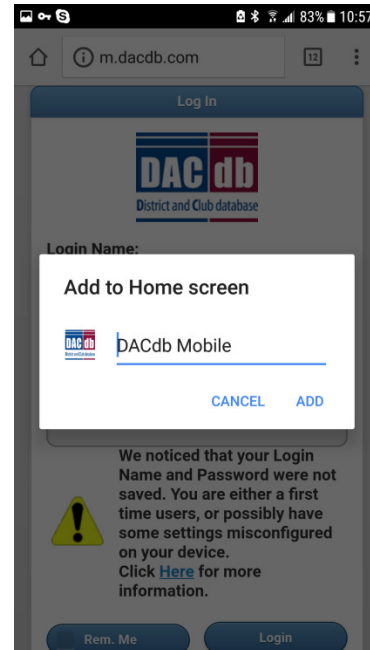


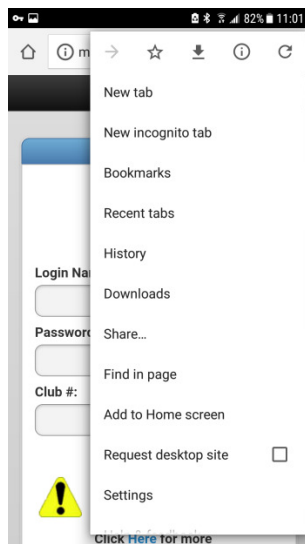
Step #1 – On your device browser, go to URL: m.dacdb.com (note: no www)



Step #3 – Add label



Step #2 – Click on the 3 dots at the top right, then click on the Add to Home screen




Step #4 – ICON can be found on your home screen



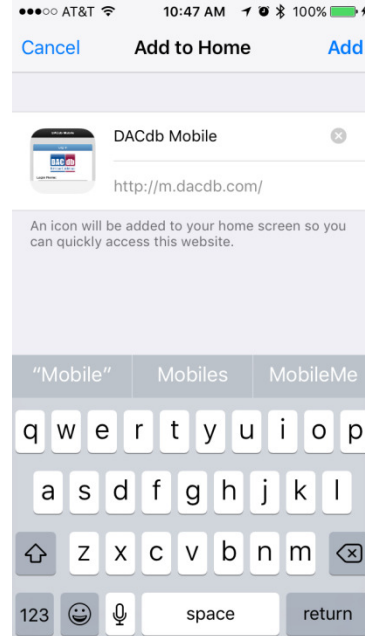
**Notes:**

When logging in the first time, be sure to check the [ ] Rem(ber) Me checkbox so your credentials are saved. If the phone is not saving your credentials, check that you are allowing cookies to be used.

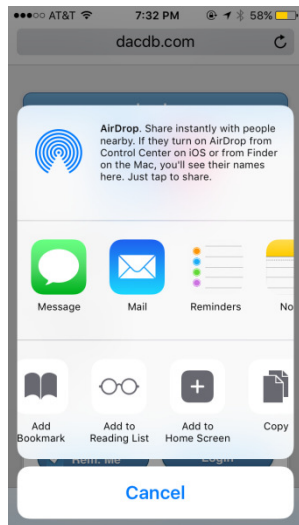
Step #1 – On your device browser, go to URL: m.dacdb.com (note: no www)



Step #3 – Add label



Step #2 – Click on the box with the up arrow at the bottom.



Step #4 – ICON can be found on your home screen



**Notes:**

When logging in the first time, be sure to check the [ ] Rem(ber) Me checkbox so your credentials are saved. If the phone is not saving your credentials, check that you are allowing cookies to be used and/or private browsing is not enabled. In the bottom right, click the two overlapping boxes, and make sure that PRIVATE is not highlighted. If it is – touch it to disable it.