

GRANT FINAL REPORT

COMPLETING THE FINAL REPORT

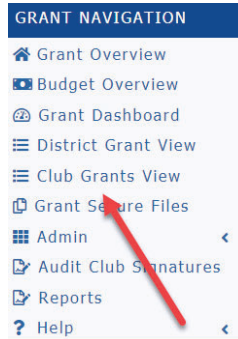
- Some Districts require an Interim Report. If your District requires one follow the same procedure.
- Once you have completed the project you must complete an on-line Final Report
- Go to the District Database
- Click on the My Club





- Click on the Club Grants Icon



- Click on Club Grants View on left side menu




- Click on the edit button (pencil) of the grant you wish to complete.

Approved					
<input type="checkbox"/>	Action	Project Name	Proj No	Lead Club Name	Status
<input type="checkbox"/>	 	Test Project	4407	Bank Masters - Test Hollywood (*)	Approved Grant
No Grants: 1					

- The grant status must say “Approved Grant” otherwise the Final Report will not appear
- First, click on the budget tab and make sure you replace the information with actual funds and expenses. You must itemize each receipt and copies of the receipts must be uploaded in the documents.



- Scan photos of the project and rotary involvement, all receipts and copies of any checks you may have disbursed and save them as “jpg” or “png” files and upload them to the Documents tab.



The documents tab allows for management of all documents related to this grant.

NEW To VIEW a file, click on the file name. The "View" link under the Action column has been removed for consistency in the User Interface.

- Click on the Final Report Tab



- Some Districts will only use the Final Report
- Complete items 2, 4, 5 and 6. Items 1 and 3 are filled in automatically. You cannot leave any of this information blank.
- Your photos and receipts will automatically appear under the photo and receipt section if you saved them under documents as a “jpg” or “png” file.
- The Final Report must be completed by one of the two individuals in the club who prepared the grant request and can only be signed by the Club Signees.
- When you are finished with the Final Report, click on the “Save Final Report” to save your work.



Grant Status: **Approved Grant** This Grant is **locked** and you are unable to save changes in its current state. However, you may continue to add expenses, upload files and file reports. The Club needs to complete an Interim and/or Final report as required and submit for Club signatures and then District approval.

Save FINAL Report

- The two individuals designated as club signees will need to sign the “Final Report”
- After you save the final report the club signees are ready to sign it. The first Club Signer will click on the edit button, click on Final Report and click on “Club – Collect Final Signatures”

Club: Collect FINAL Signatures

Save FINAL Report

- A new button, “Club: Sign Final Report” will appear on the top right. Signer will click on the box.



A new box will appear, click on sign grant

Grant Signatures

A list of users who have signed this grant is shown below. To add your signature to the list, click the "Sign Grant" button below. If you have already signed the grant, the "Sign Grant" button is not visible.

Signed By	Club	Date

Sign Grant
Cancel

- The second signer of the Final Report will now go to the database and click on the pencil to edit the grant. Click on the Final Report tab and they will click on the “Club: Sign Final Report” button.



- The sign grant box will pop up. You will see the signature of the first signee - click on “Sign Grant”

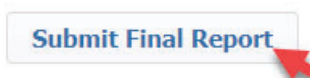
Grant Signatures

A list of users who have signed this grant is shown below. To add your signature to the list, click the "Sign Grant" button below. If you have already signed the grant, the "Sign Grant" button is not visible.

Signed By	Club	Date
Damon, Matt	Hollywood	02/11/2018 02:11 PM

Sign Grant
Cancel


- The second signer will now click on “Submit Final Report”



- The status of your grant will now be changed to “Submitted final report for District Approval”

For District Review

☐	Action	Project Name	Proj No	Lead Club Name	Status
☐	✎ ✖ 📄	Hollywood Literacy Project	4389	Hollywood	Submitted Final Report for District Approval



- Depending on the District the Final Report will be reviewed, audited and/or approved.