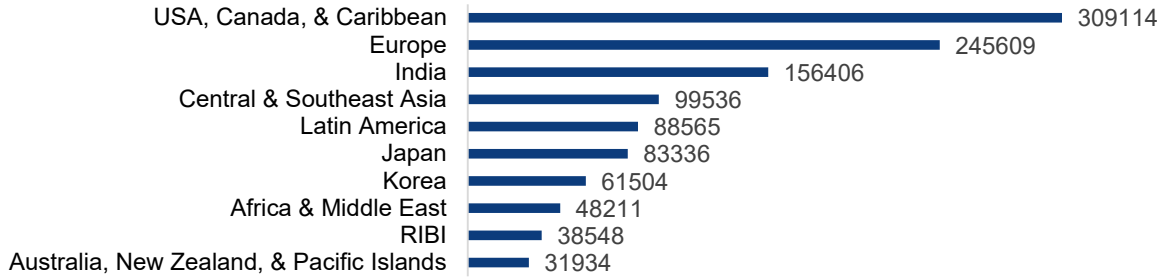


Fact Sheet for the 2022 Council on Legislation As of 1 July 2021

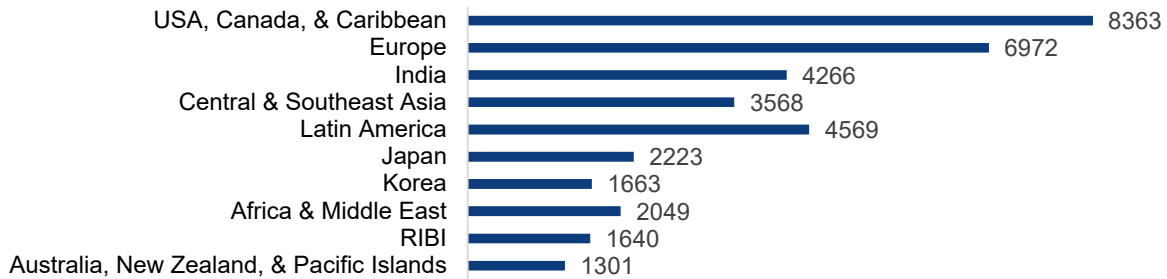
The Rotary World

- 1162763 Rotarians
- 36614 Rotary clubs
- 220427 Rotaractors
- 10310 Rotaract clubs
- 524 Rotary districts

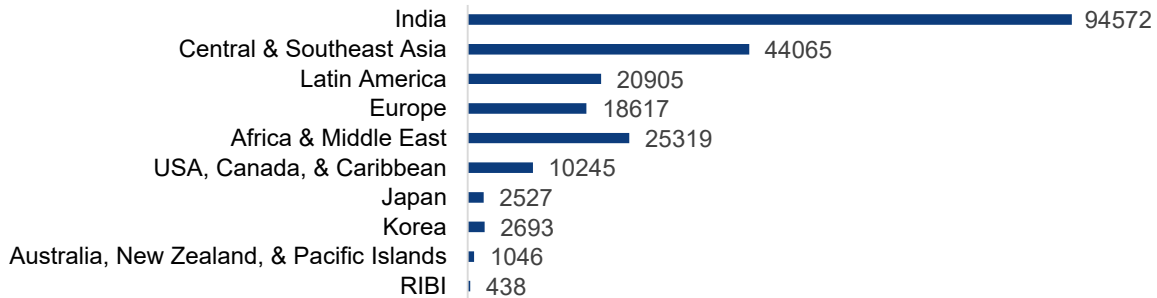
Rotarians



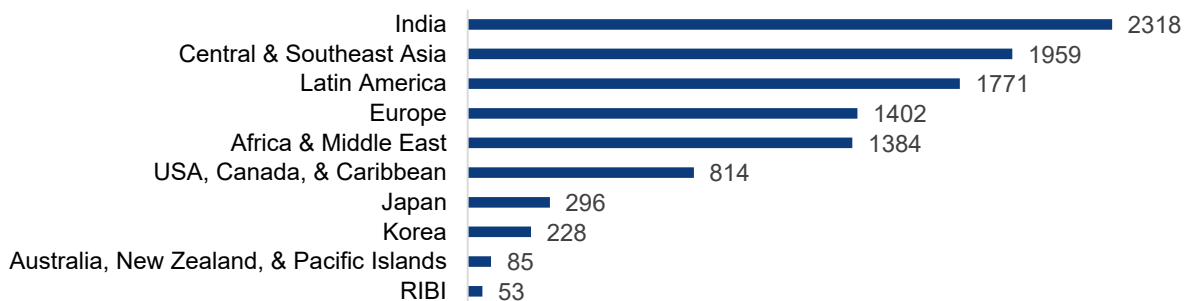
Rotary Clubs



Rotaractors



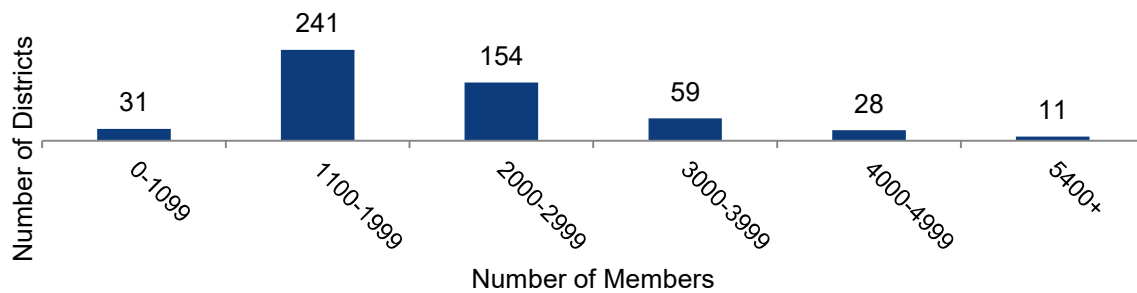
Rotaract Clubs



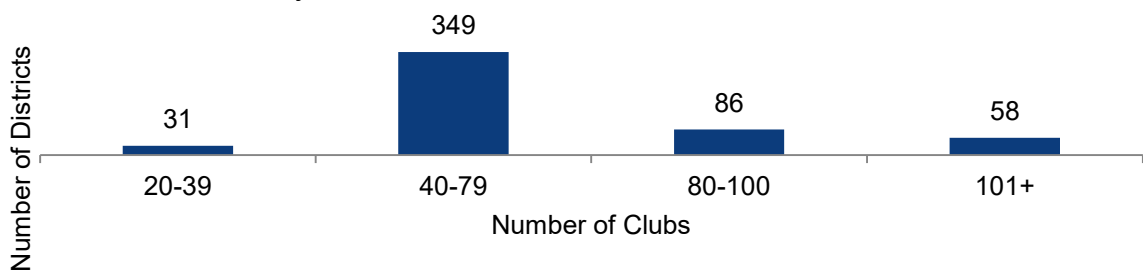
Fact Sheet for the 2022 Council on Legislation As of 1 July 2021

Districts

District Distribution by Number of Members



District Distribution by Number of Clubs



Smallest District by Club Count: 2320 Sweden

- 970 Members
- 29 Clubs

Smallest District Member Count: 2484 Part of Greece

- 619 Members
- 31 Clubs

Largest District: 3281 Part of Bangladesh

- 8049 Members
- 299 Clubs

Average District Size: 2217 Members and 70 Clubs

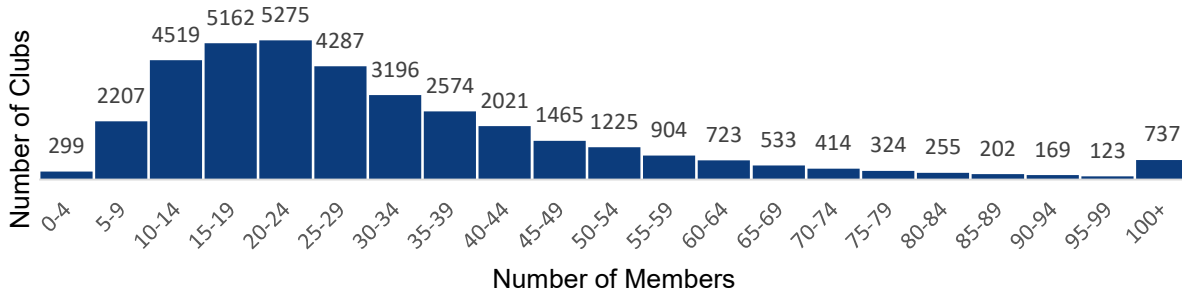
Districts with 101+ Clubs by Region



Fact Sheet for the 2022 Council on Legislation As of 1 July 2021

Rotary Clubs and Members

Distribution of Rotary Clubs and Members



Most common club size: 20-24

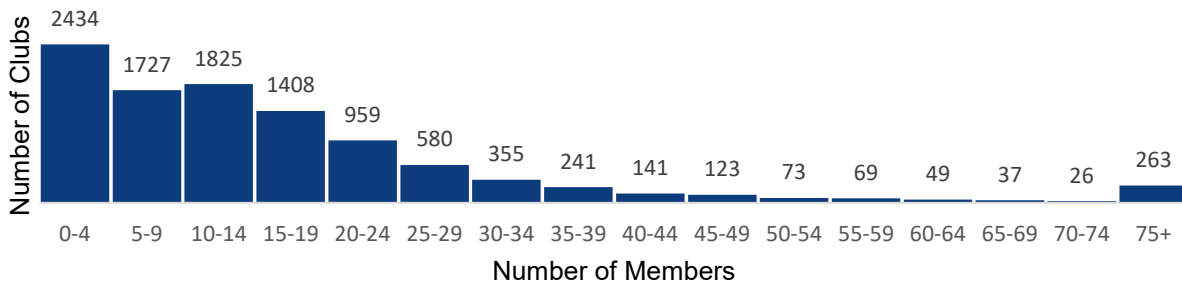
Average club size: 24

Satellite Clubs: 945 clubs containing approximately 5400 members

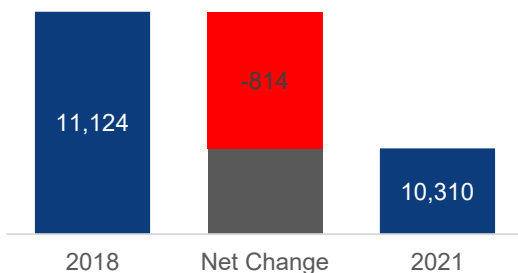
Rotaract Clubs and Members

Please note that Rotary doesn't have complete Rotaract data at this time. While we are taking steps to improve the accuracy, some Rotaract figures (indicated with a **) are incomplete or have not been fully validated.

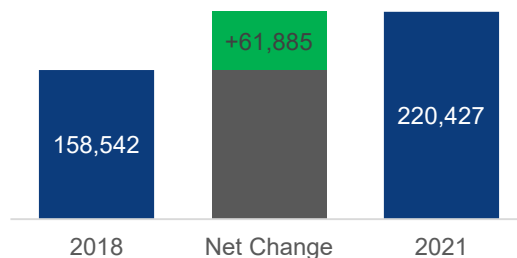
Distribution of Rotaract Clubs and Members



Net Change in Rotaract Clubs



Net Change in Rotaractors



Fact Sheet for the 2022 Council on Legislation As of 1 July 2021

200 countries and geographic areas across 524 districts support Rotaract members and clubs

9,738 Rotary Clubs sponsor 10,905** Rotaract Clubs

134 Rotaract Clubs sponsor 120 Rotaract Clubs

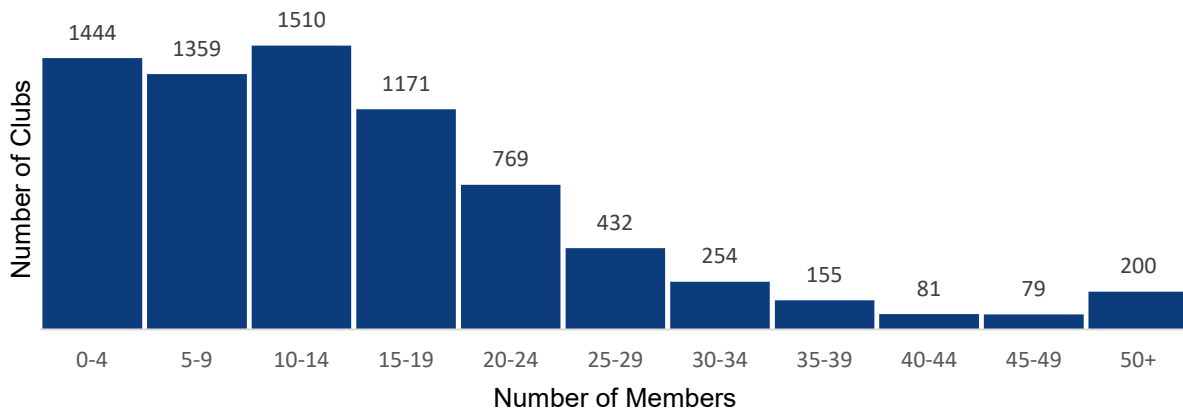
Most common Rotaract club size: less than 5 members**

Average Rotaract club size: 21**

New Rotaract clubs through 31 December: 540

Rotaract to Rotary membership conversion information is not available at this time

Distribution of Community Rotaract Clubs and Members

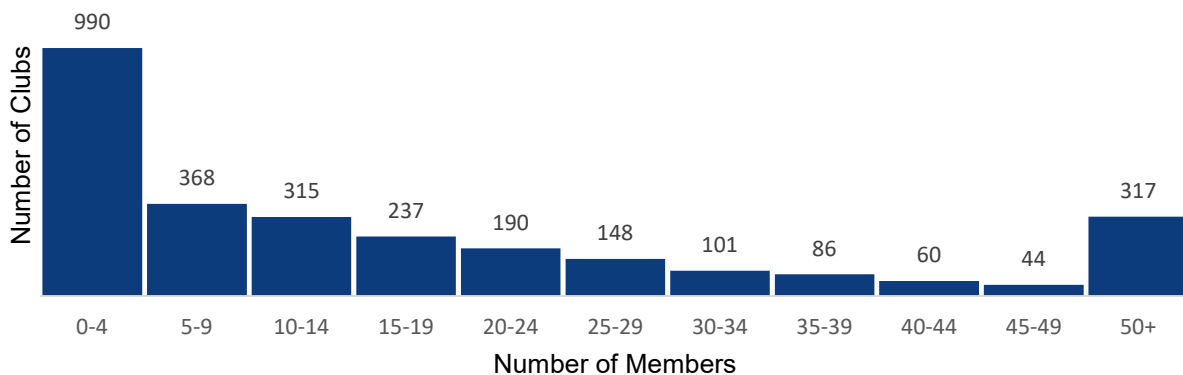


Most common community-based Rotaract club size: 0-4 members**

Average club size: 16**

New community-based clubs through 31 December 2021: 372

Distribution of University Rotaract Clubs and Members



Most common university-based club size: 0-4 members**

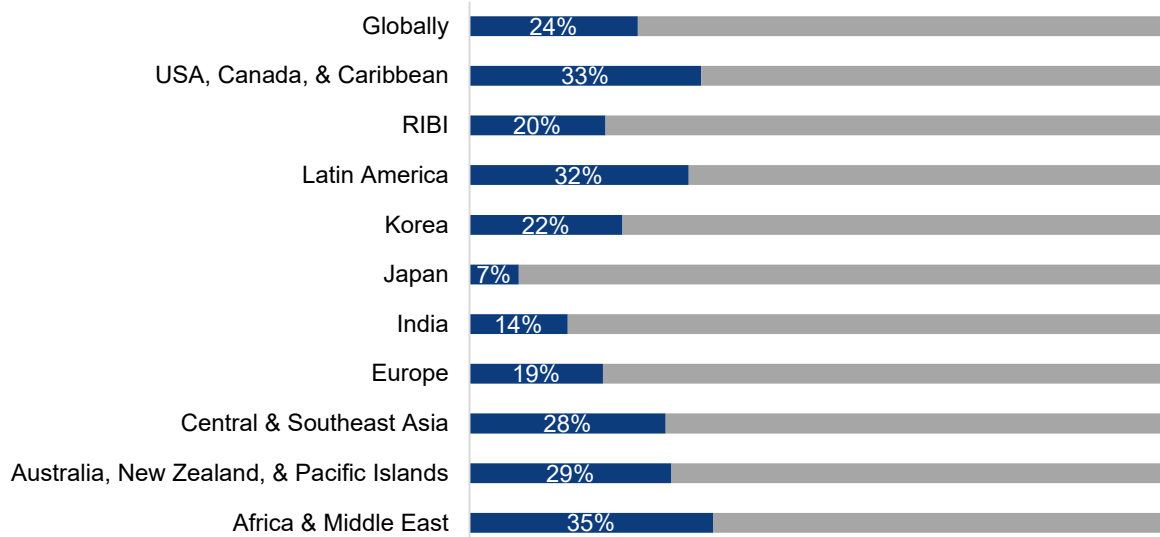
Average club size: 12**

New university-based clubs through 31 December 2021: 168

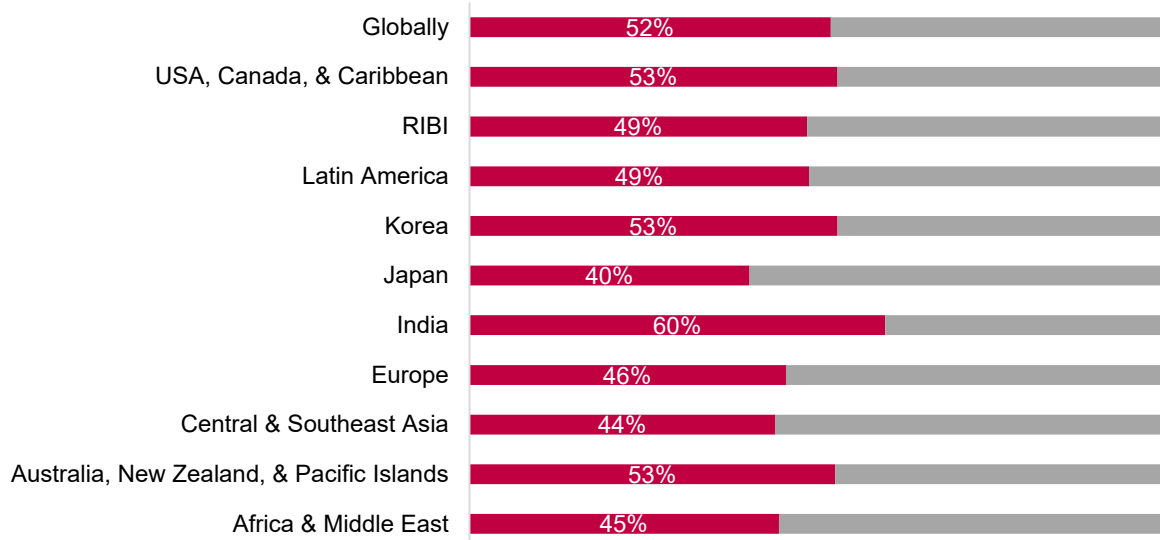
Fact Sheet for the 2022 Council on Legislation As of 1 July 2021

Member Demographics

Women in Rotary



Women in Rotaract



Female Rotary Club Presidents: 9500 (28%)

Female District Governors: 129 (25%)

About 4850 couples are members of the same Rotary club, 9700 members in total.

Fact Sheet for the 2022 Council on Legislation As of 1 July 2021

Rotarian Age Distribution

Unknown, 29%
80-89, 5%
70-79, 13%
60-69, 17%
50-59, 17%
40-49, 12%
30-39, 6%

Interact & Youth Programs

- There were 527,850 (estimated) Interactors in 22,950 Interact clubs (ages 12-18).
 - The estimated average Interact club size was 23 members.
 - 13,226 Rotary clubs in 505 districts in 161 countries/geographic area sponsor Interact clubs
 - RI does not collect data on Interact because Interactors are minors.
- Over 10,800 students from 442 districts participate in Rotary Youth Exchange annually.
- Over 50,000 students and young adults participate in RYLA annually.

**Fact Sheet for the 2022 Council on Legislation
As of 1 July 2021**

Council on Legislation and Council on Resolutions

Current Council on Legislation Cycle

2022 Cycle	Current
Submission Deadline	31 December 2020
Amendment	31 March 2021
Review by C&B Committee	December 2020 – June 2021
Publication -English only	30 September 2021 (actually published 9 August 2021)
Publication -Languages	September – November 2021
COL meeting	April 2022

Council on Resolutions

- 2019: 40 resolutions submitted:
 - 6 defective resolutions of which 4 were for reasons that would request an action that is administrative or requested an action that had already been implemented by the board or trustees.
- 2020: 59 resolutions submitted:
 - 26 defective resolutions of which 18 were for reasons that would request an action that is administrative or requested an action that had already been implemented by the board or trustees.
- 2021: 46 resolutions submitted:
 - 10 defective resolutions of which 6 were for reasons that would request an action that is administrative or requested an action that had already been implemented by the board or trustees.

Magazines

382, 649 subscribers to *Rotary* magazine

- 353, 093 subscribers to the print version of *Rotary* magazine
- 29, 556 subscribers to the digital version of *Rotary* magazine

33 regional magazines

764,835 subscribers to regional magazines

All regional magazines currently have a digital version of the magazine